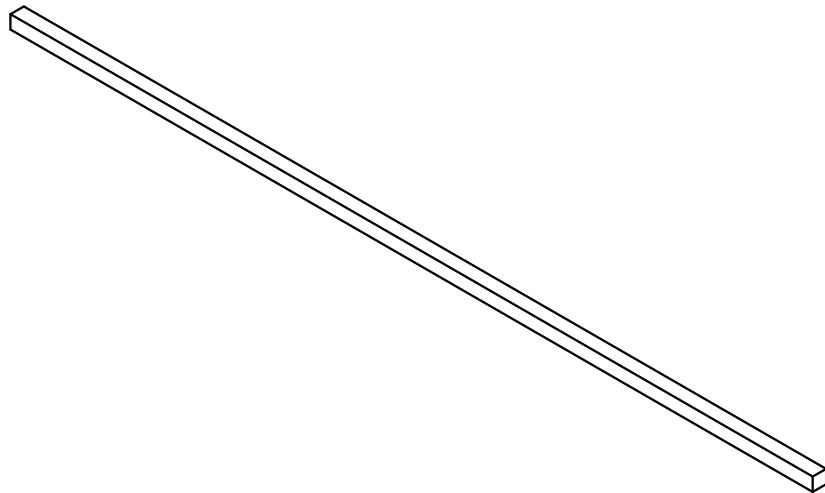
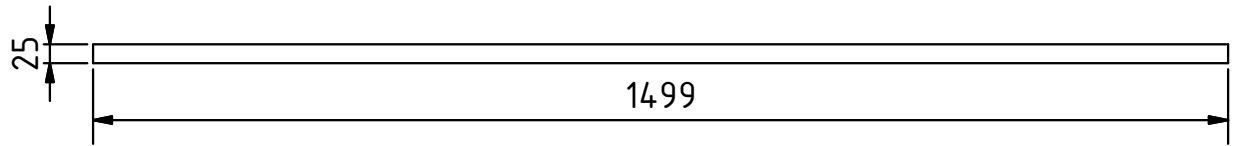
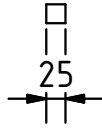
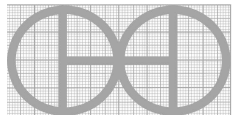


ELEVATION (1 : 10)



Note: all units are in mm

PROJECT	CREATED BY	APPROVED BY	DATE	VERSION
STATIONARY SOLAR FISH DRIER	J. Zeron	A. Morillo	09-06-2021	1.0
PART NAME	FILE NAME			PART CODE
Inner Beam C	Inner Beam C.ipt			2.8
DEVELOPED BY	REDESIGNED BY	DOC. TYPE	MATERIAL	QUANTITY
		PART	Klin Dried Pine	2
PRACTICAL ACTION	OHO e.V.	LICENCE	SCALE	SHEET
		CC-BY-SA 4.0	1:10	21 /37