



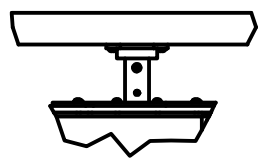
Proyect Wind Mill Pump		Created by D. Mosquera		Approved by D. Jaeger	
Part Name Wind Mill Pump		Part Code A1		Document Type ASSEMBLY	
Redesigned by  OPEN SOURCE ECOLOGY GERMANY		Supported by  E.ON STIFTUNG		License CC BY-SA 4.0	
		File Name oseg_wmp_A1_wind-mill-pump..iam		Version 1.0	
		Scale 1 / 22		Sheet 1	
				Date 28.02.21	

2

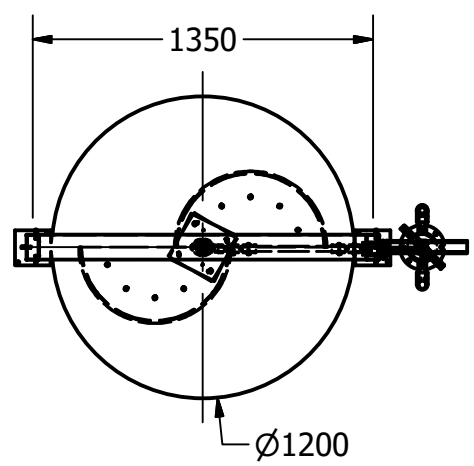
1

D

D

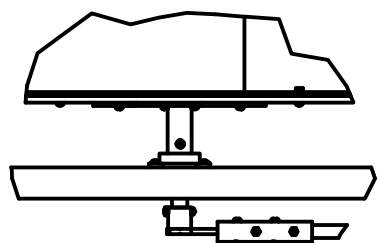


DETAIL 1

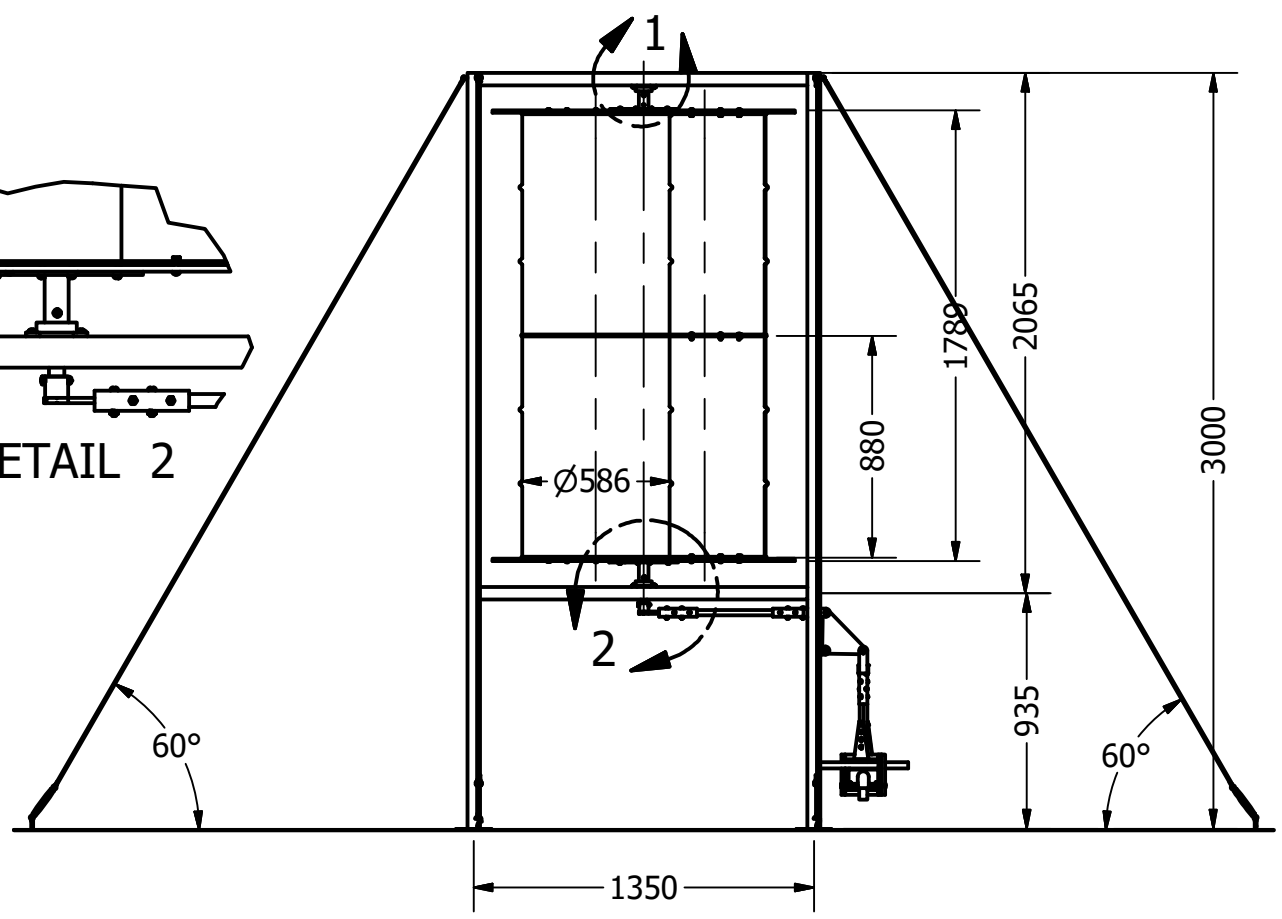


C

C



DETAIL 2





B

B

A

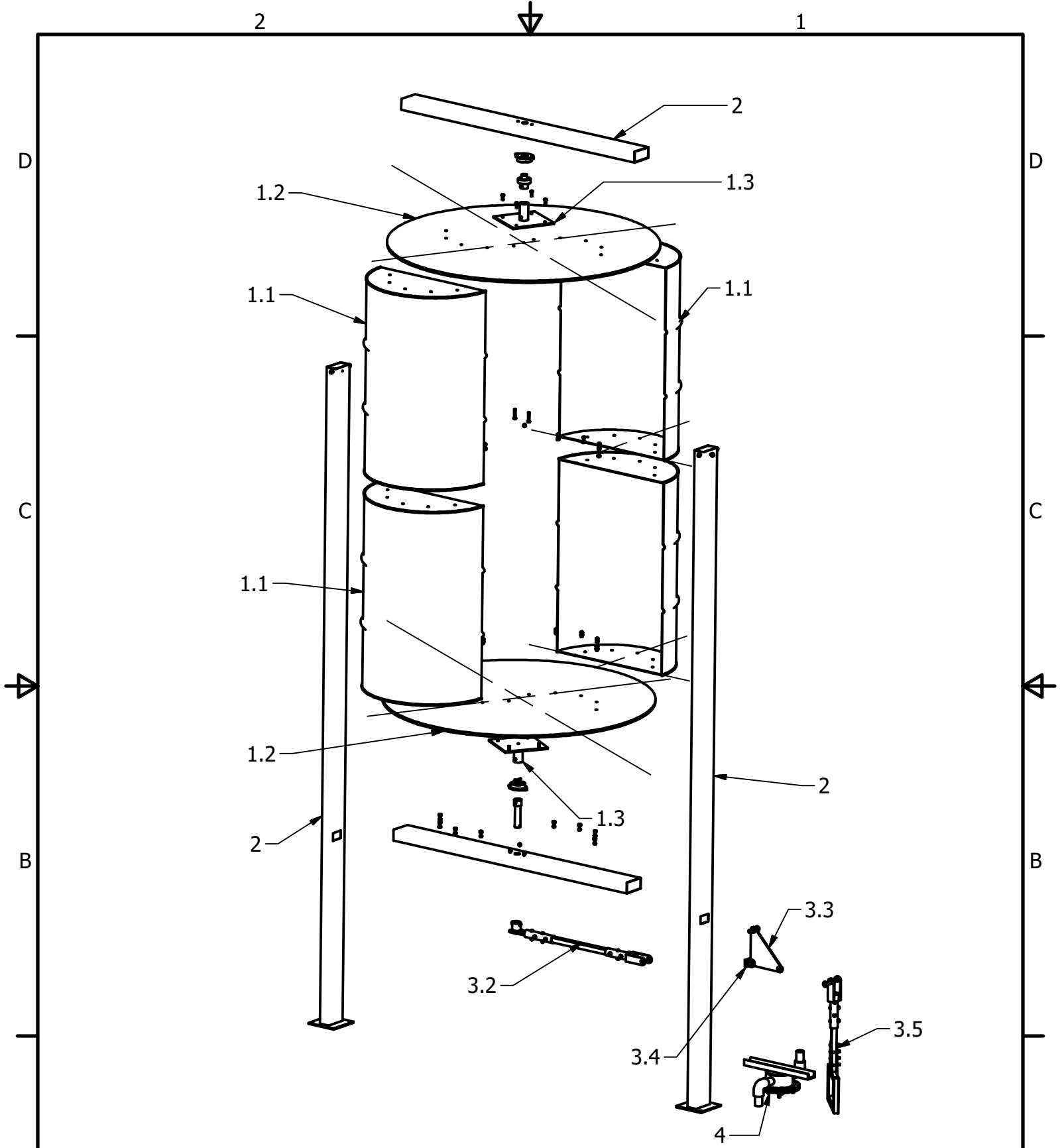
A



Proyekt Wind Mill Pump		Created by D. Mosquera		Approved by D. Jaeger	
Part Name Wind Mill Pump		Part Code A1		Document Type ASSEMBLY	
Redesigned by  OPEN SOURCE ECOLOGY GERMANY		Supported by  E.ON STIFTUNG		License CC BY-SA 4.0	
		File Name oseg_wmp_A1_wind-mill-pump.iam		Version 1.0	
				Quantity	
				Scale 1 / 30	
				Sheet 2	
				Date 28.02.21	

2

1







Proyect Wind Mill Pump		Created by D. Mosquera		Approved by D. Jaeger	
Part Name Wind Mill Pump		Part Code A2		Document Type ASSEMBLY	
Redesigned by		Supported by		License	
 OPEN SOURCE ECOLOGY GERMANY		 E.ON STIFTUNG		CC BY-SA 4.0	
				File Name oseg_wmp_A1_wind-mill-pump.iam	
				Version 3	
				Quantity	
				Scale 1 / 22	
				Sheet 3	
				Date 28.02.21	

2



1

Pos.	Pos. old	Qty.	Part name	File name (new)	Part type	Specifications	Sh.
A1			wind mill pump	oseg_wmp_A1_wind-mill-pump.iam			1
A2			wind mill pump	oseg_wmp_A1_wind-mill-pump.iam			3
B			Part list	parts-list.xls			4
1	1		The Rotor	oseg_wmp_The-Rotor.iam			7
1.1	2	4	1/2 oil drum	oseg_wmp_1-2-oil-drum.ipt	Production	200-litre drum 867 height x 584 diam	9
1.2		2	plates plywood	oseg_wmp_plates-plywood.ipt	Production	plywood	10
1.3	3	2	flange support	oseg_wmp_flange-support.ipt	Production	structural steel A36	11
1.4		2	rotor shaft	oseg_wmp_rotor-shaft.ipt	Production	steel C45	12
2	6		Frame	oseg_wmp_frame.iam			13
2.1		2	supporting laths 50x25x3000	oseg_wmp_supporting-laths-50x25x3000.ipt	Standard	structural steel A36	15
2.2		2	supporting laths 50x25x1300	oseg_wmp_supporting-laths-50x25x1300.ipt	Standard	structural steel A36	16
2.3	4	1	top adaptor	oseg_wmp_top-adaptor.ipt	Production	steel C45	17
2.4	4	1	bottom adaptor	oseg_wmp_bottom-adaptor.ipt	Production	steel C45	18
2.5		2	self alighing bearing	oseg_wmp_self-alighing-bearing.ipt	Standard	bearing 6205 - 25x56x15	
2.6		2	bearing support	oseg_wmp_bearing-support.ipt	Production	steel C45	19
2.7		2	rectangular flancher	oseg_wmp_rectangular-flancher.ipt	Production	steel C45	20
2.8		3	securing bolt	oseg_wmp_securing-bolt.ipt	Standard	round head screw, galvanized steel	
2.9		3	securing nut	oseg_wmp_securing-nut.ipt	Standard	galvanized steel	
3	7		drive	oseg_wmp_drive.iam	Production		21
3.1		1	Excentric	oseg_wmp_Excentric.ipt	Production	steel C45	22

Proyect Wind Mill Pump		Created by D. Mosquera		Approved by D. Jaeger	
Part Name Wind Mill Pump Part list		Part Code B1		Document Type Part list	
Redesigned by 		Supported by 		License CC BY-SA 4.0	
				File Name Wind mill pump parts list 1.1.xls	
				Version 1.1	
				Quantity 1	
				Scale	
				Sheet 4	
				Date 28.02.21	

2



1



2



1

Pos.	Pos. old	Qty.	Part name	File name (new)	Part type	Specifications	Sh.
3.2	8b-8c		horizontal connecting rod	oseg_wmp_horizontal-connecting-rod.iam			23
3.2.1	8c		connecting rod	oseg_wmp_connecting-rod.ipt	Standard	connecting rod of a motorcycle or small car engine	24
3.2.2		2	water pipe 1"x150	oseg_wmp_water-pipe-1x150.ipt	Production	galvanized pipe 1"	25
3.2.3			rod horizont 1x1x 600	oseg_wmp_rod-horizont-1x1x600.ipt	Production	wood strip	26
3.2.4		1	nipple 1"	oseg_wmp_nipple-1.ipt	Standard	galvanized pipe 1" fitting	
3.2.5		2	Sheet metal bracket	oseg_wmp_sides-plank.ipt	Production	steel C45	27
3.3	9		bell crank	oseg_wmp_bell-crank.ipt	Production	steel C45	28
3.4			pivot plate	oseg_wmp_pivot-plate.ipt	Production	sheet steel C45	29
3.5	8a		adjustable pumprod forkend	oseg_wmp_adjustable-pumprod-forkend.iam			30
3.5.1		2	Sheet metal bracket	oseg_wmp_sides-plank.ipt	Production	sheet steel C45	32
3.5.2		1	nipple 1"	oseg_wmp_nipple-1.ipt	Standard	galvanized pipe 1" fitting	
3.5.3		1	water pipe 1"x150	oseg_wmp_water-pipe-1x150.ipt	Production	galvanized pipe 1"	33
3.5.4		1	rod vert 1x1x 600	oseg_wmp_rod-vert-1x1x600.ipt	Production	wood strip	34
3.5.5	8b	1	stirrup	oseg_wmp_stirrup.ipt	Production	structural steel A36	35
3.5.6		2	sheet metal bracket	oseg_wmp_sheet-metal-bracket.ipt	Production		36
3.6		16	bolts M6x30	oseg_wmp_bolts-M6x30.ipt	Standard	round head screw, galvanized steel	
3.7		16	nut M6	oseg_wmp_nut-M6.ipt	Standard	galvanized steel	

A

Project Wind Mill Pump		Created by D. Mosquera		Approved by D. Jaeger	
Part Name Wind Mill Pump Part list		Part Code B1		Document Type Part list	
Redesigned by 		Supported by 		License CC BY-SA 4.0	
		File Name Wind mill pump parts list		Version 1.1.xls	
		Scale		Quantity 5	
				Date 28.02.21	

2



1

2



1



Pos.	Pos. old	Qty.	Part name	File name (new)	Part type	Specifications	Sh.
4	10	1	pump	oseg_wmp_pump.iam			37
4.1		1	pumpbody oring	oseg_wmp_pumpbody-oring.ipt	Production	steel C45	39
4.2		1	pumpbody disk	oseg_wmp_pumpbody-disk.ipt	Production	steel C45	40
4.3		1	rubber diafphragm	oseg_wmp_rubber-diafphragm.ipt	Production	rubber	41
4.4		2	flange ring	oseg_wmp_flange-ring.ipt	Production	steel C45	42
4.5		2	spacer	oseg_wmp_spacer.ipt	Production	wood	43
4.6		4	galvanised pipe 1" x 50	oseg_wmp_galvanised-pipe-1x50.ipt	Standard	galvanized pipe 1"	
4.7		2	galvanised elbow 1"-90	oseg_wmp_galvanised-elbow-1-90.ipt	Standard	galvanized pipe 1" fitting	
4.8		1	inlet valve	oseg_wmp_inlet-valve.ipt	Standard	galvanized check valve 1" fitting	
4.9		1	outlet valve	oseg_wmp_outlet-valve.ipt	Standard	galvanized check valve 1" fitting	
4.10		1	Mounting bar - U1"x2"x6x 350	oseg_wmp_mounting-bar.ipt	Production	structural steel profile	44
4.11		8	bolts M6x30	oseg_wmp_bolts-M6x30.ipt	Standard	hexagonal head screw, galvanized steel	
4.12		8	nut M6	oseg_wmp_nut-M6.ipt	Standard	galvanized steel	

B

B

A

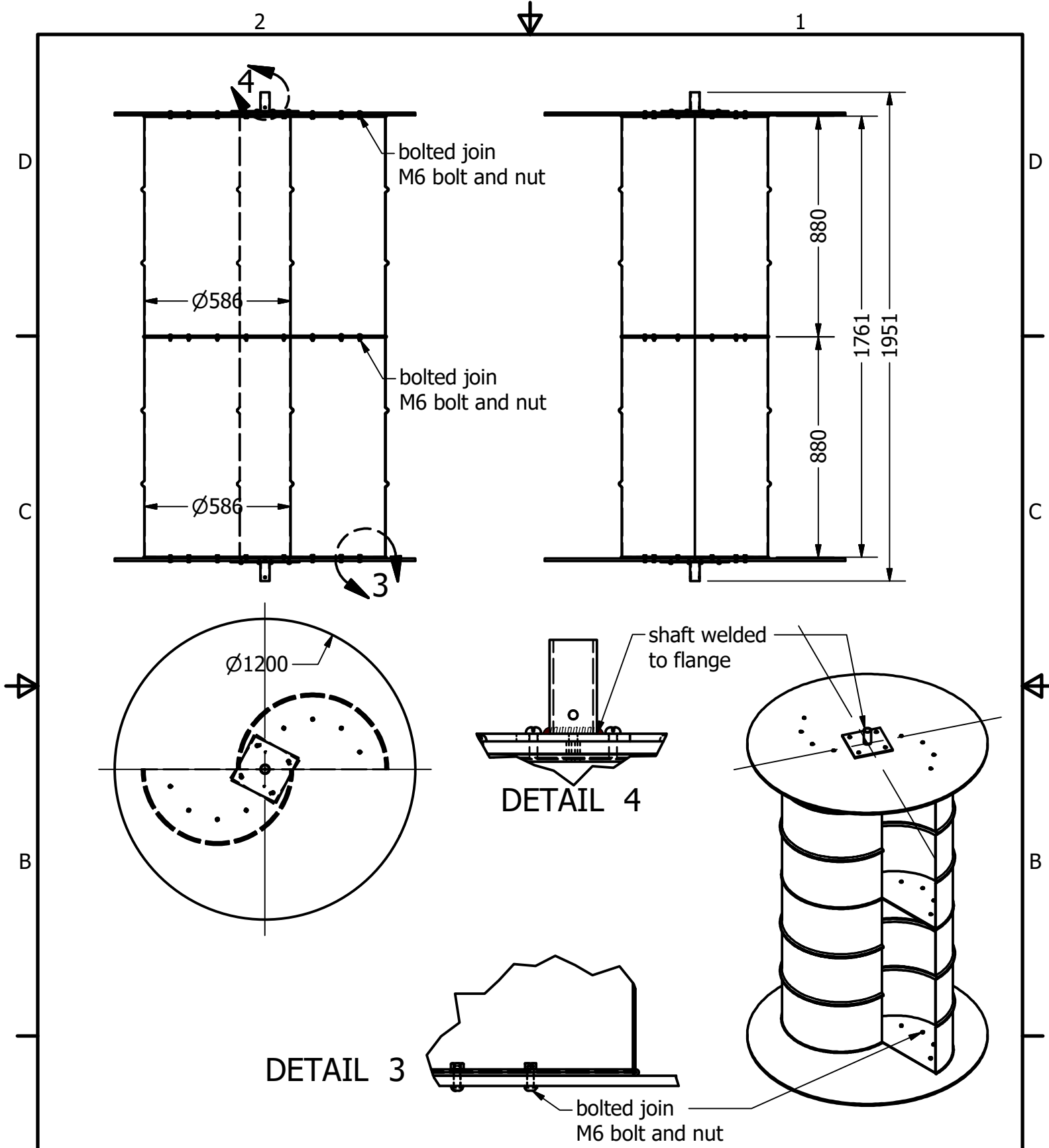
A



Proyect Wind Mill Pump		Created by D. Mosquera		Approved by D. Jaeger	
Part Name Wind Mill Pump Part list		Part Code B1	Document Type Part list		Material
Redesigned by  OPEN SOURCE ECOLOGY GERMANY	Supported by  STIFTUNG	License CC BY-SA 4.0	File Name Wind mill pump parts list	Version 1.1.xls0	Quantity
			Scale	Sheet 6	Date 28.02.21

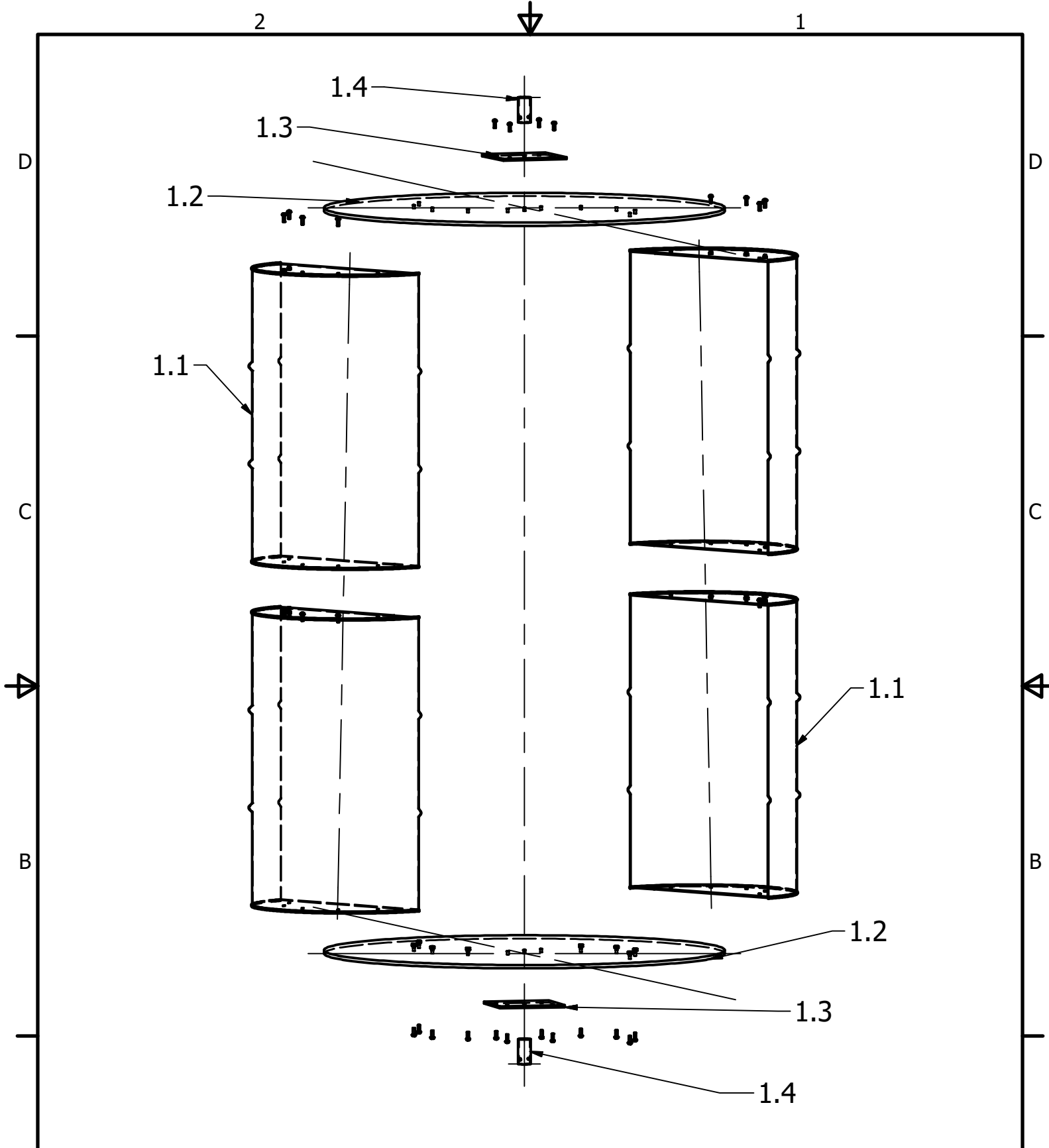
2





1



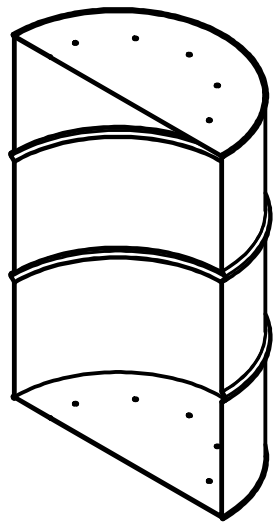
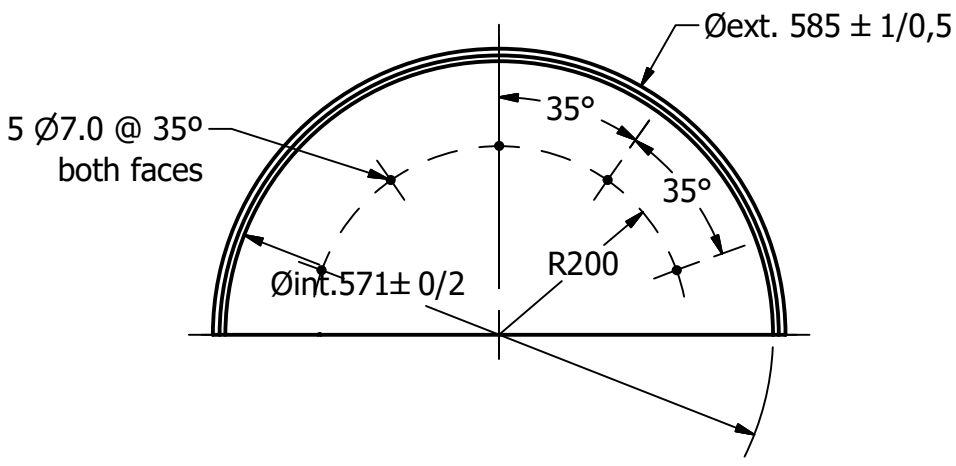
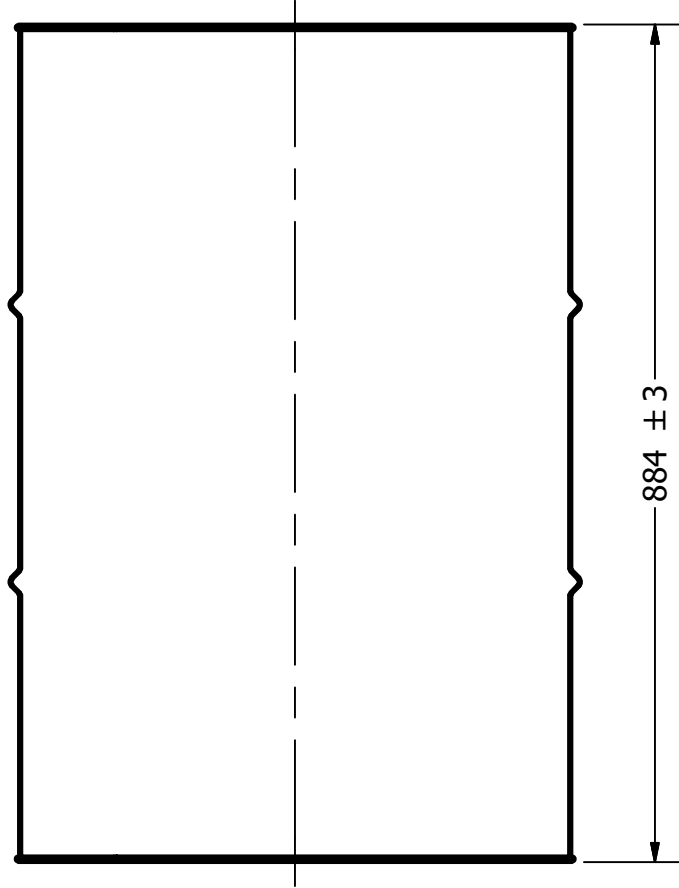
Proyect Wind Mill Pump		Created by D. Mosquera		Approved by D. Jaeger	
Part Name Rotor		Part Code 1		Document Type Assembly	
Redesigned by  OPEN SOURCE ECOLOGY GERMANY		Supported by  E.ON STIFTUNG		License CC BY-SA 4.0	
				File Name oseg_wmp_rotor.iam	
				Version 1.0	
				Quantity	
				Scale 1 / 20	
				Sheet 7	
				Date 28.02.21	





Project Wind Mill Pump		Created by D. Mosquera		Approved by D. Jaeger	
Part Name Rotor		Part Code 1		Document Type Assembly	
Redesigned by  OPEN SOURCE ECOLOGY GERMANY		Supported by  E.ON STIFTUNG		License CC BY-SA 4.0	
				File Name oseg_wmp_rotor.iam	
				Version 1.0	
				Quantity 8	
				Scale 1 / 15	
				Sheet 8	
				Date 28.02.21	

2

1



Proyect Wind Mill Pump		Created by D. Mosquera		Approved by D. Jaeger	
Part Name 1/2 Oil drum		Part Code 1.1		Document Type part	
Material Roller Steel		Version 1.0		Quantity 9	
Redesigned by  OPEN SOURCE ECOLOGY GERMANY	Supported by  E.ON STIFTUNG	License CC BY-SA 4.0		File Name oseg_wmp_1-2-oil-drum.ipt	
				Scale 1 / 8	Date 28.02.21

2

1

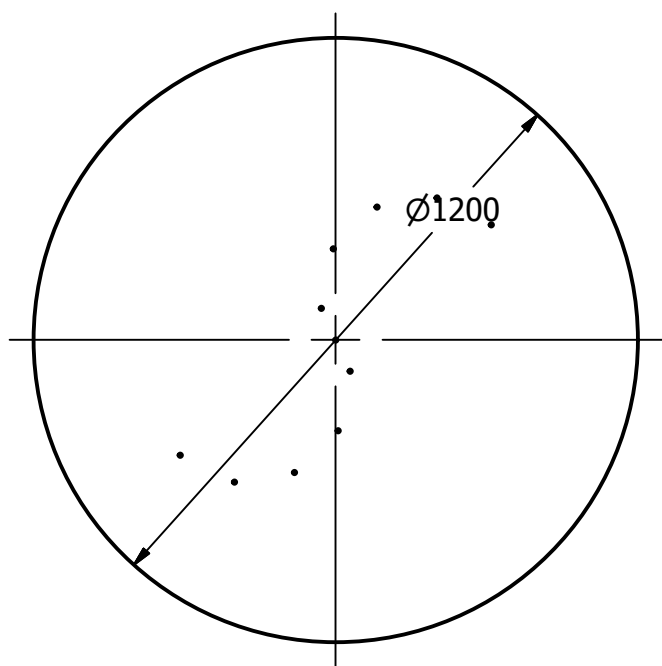


2

1

D

D



C

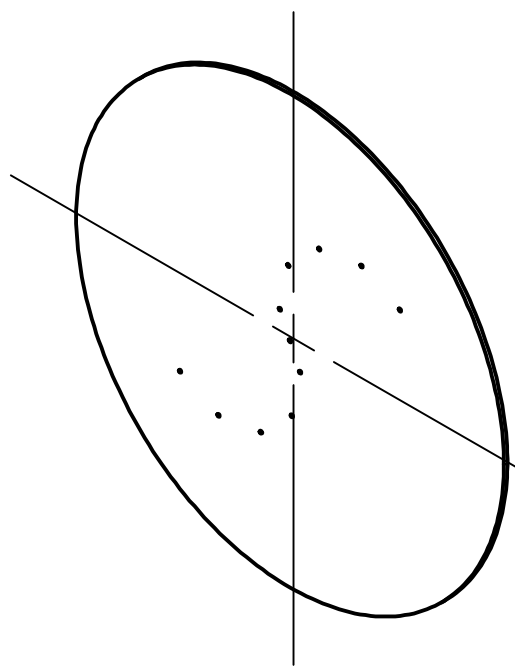
C



10



B

B



A

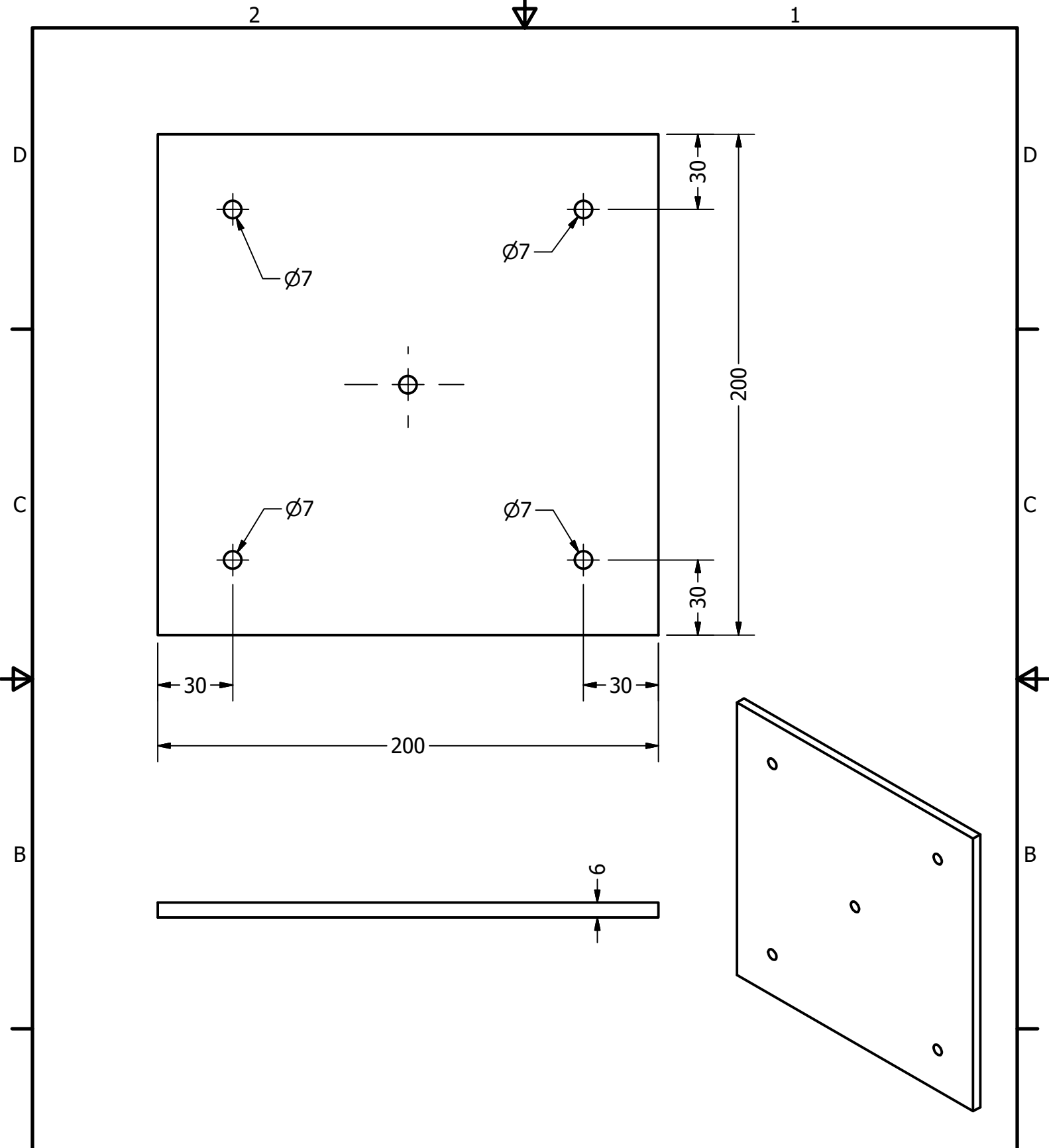
A



Proyect Wind Mill Pump		Created by D. Mosquera		Approved by D. Jaeger	
Part Name Plates plywood		Part Code 1.2		Document Type part	
Material Plywood		Version 1.0		Quantity 10	
Redesigned by  OPEN SOURCE ECOLOGY GERMANY		Supported by  E.ON STIFTUNG		License CC BY-SA 4.0	
				File Name oseg_wmp_plates-plywood.ipt	
				Scale 1 / 15	
				Date 28.02.21	

2

1





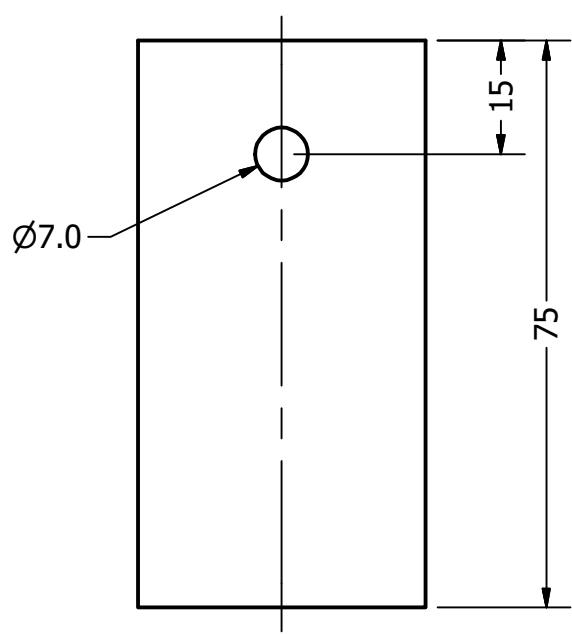
Proyect Wind Mill Pump		Created by D. Mosquera		Approved by D. Jaeger	
Part Name Flange support		Part Code 1.3		Document Type part	
Material Steel C45		Version 1.0		Quantity	
Redesigned by  OPEN SOURCE ECOLOGY GERMANY	Supported by  E.ON STIFTUNG	License CC BY-SA 4.0	File Name oseg_wmp_flange-support.ipt	Scale 1 / 2	Date 28.02.21

2

1

D

D

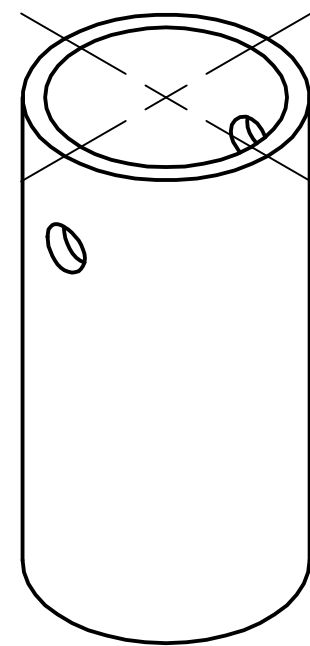
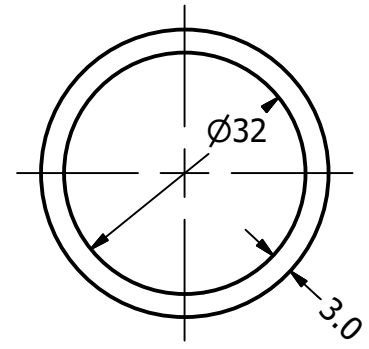


C

C

B

B





B

B

A

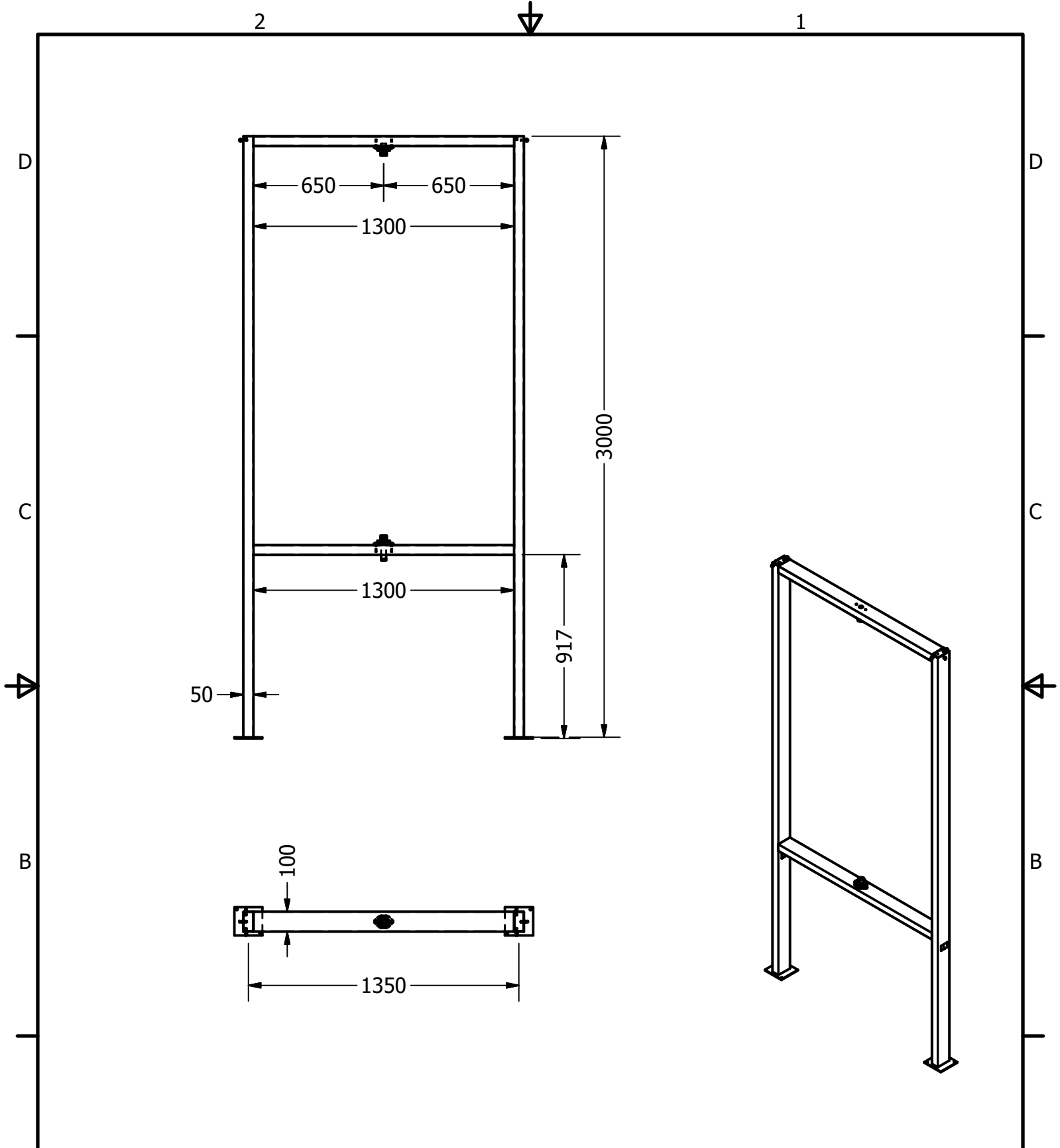
A



Proyect Wind Mill Pump		Created by D. Mosquera		Approved by D. Jaeger	
Part Name Rotor shaft		Part Code 1.4		Document Type part	
Redesigned by  OPEN SOURCE ECOLOGY GERMANY		Supported by  E.ON STIFTUNG		Material Steel C45	
License CC BY-SA 4.0		File Name oseg_wmp_rotor-shaft.ipt		Version 1.0	
		Scale 1 : 1		Quantity 12	
				Date 28.02.21	

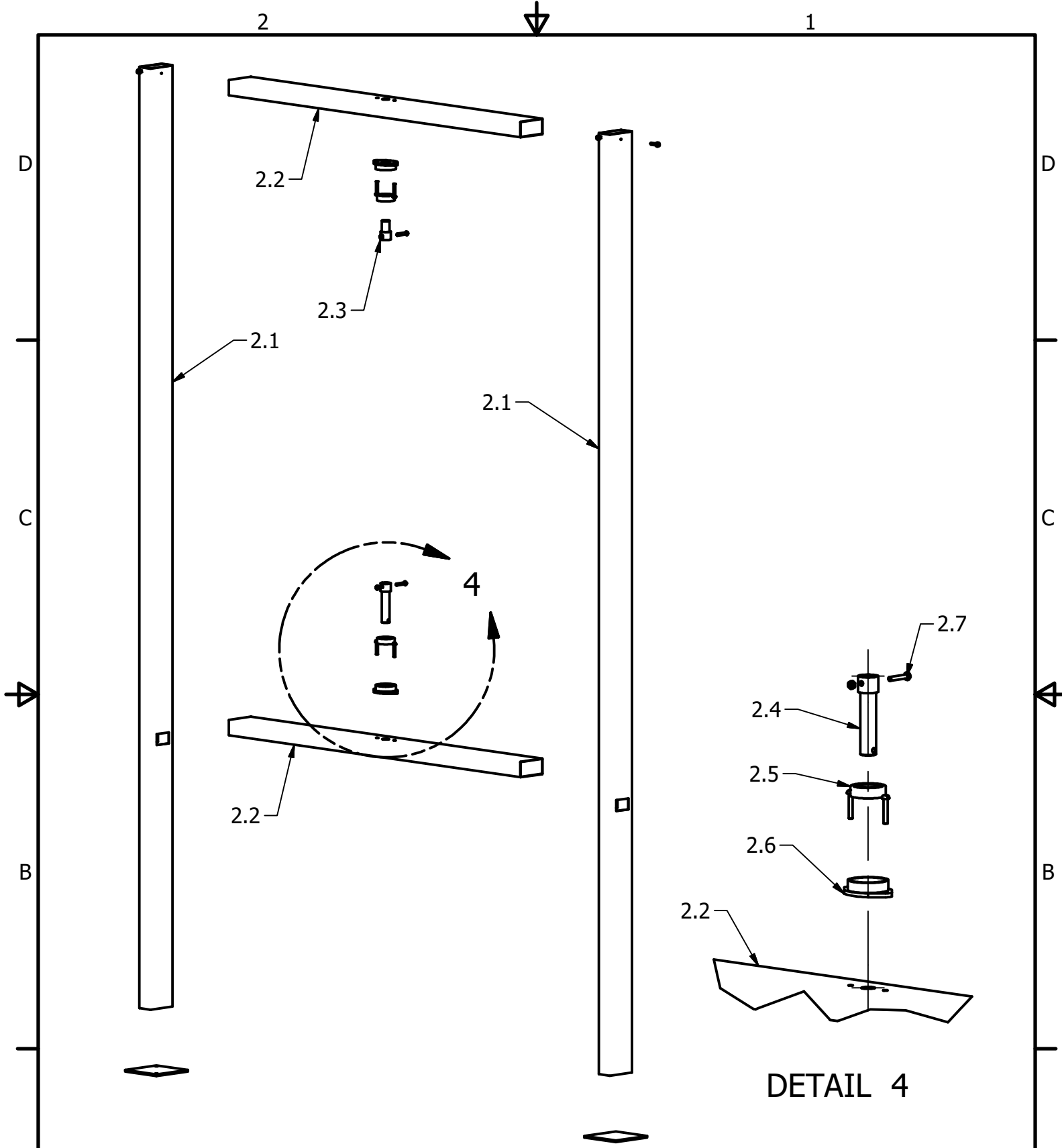
2

1







Proyect Wind Mill Pump		Created by D. Mosquera		Approved by D. Jaeger	
Part Name Frame		Part Code 2	Document Type Assembly		Material ASTM-A36
Redesigned by  OPEN SOURCE ECOLOGY GERMANY	Supported by  E.ON STIFTUNG	License CC BY-SA 4.0	File Name oseg_wmp_frame.iam		Version 1.0
			Scale 1 / 25	Sheet 13	Quantity Date 28.02.21



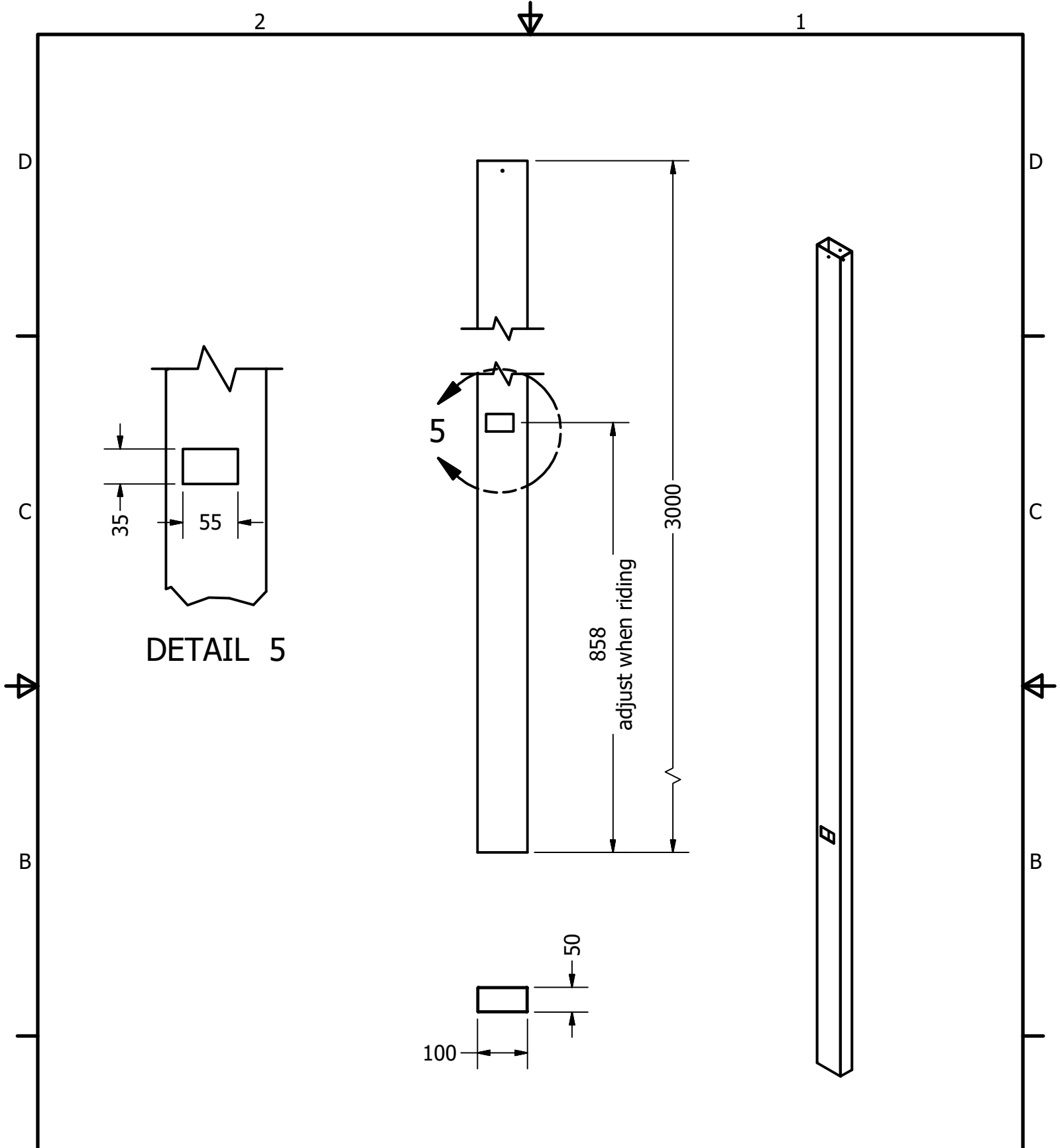
DETAIL 4

Proyect Wind Mill Pump		Created by D. Mosquera		Approved by D. Jaeger	
Part Name Frame		Part Code 2	Document Type Assembly		Material ASTM-A36
Redesigned by  OPEN SOURCE ECOLOGY GERMANY	Supported by  E.ON STIFTUNG	License CC BY-SA 4.0	File Name oseg_wmp_frame.iam		Version 1.0
			Scale 1 / 16	Sheet 14	Quantity Date 28.02.21



2

4

1



DETAIL 5

Proyect Wind Mill Pump		Created by D. Mosquera		Approved by D. Jaeger	
Part Name Supporting laths 100x50x3000		Part Code 2.1		Document Type part	
Material ASTM-A36		Version 1.0		Quantity 15	
Redesigned by  OPEN SOURCE ECOLOGY GERMANY	Supportted by  E.ON STIFTUNG	License CC BY-SA 4.0	File Name wmp_supporting-laths-100x50x3000.ipt	Scale 1 / 10	Date 28.02.21

2

1

D

D

C

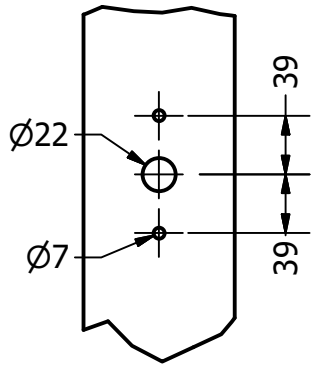
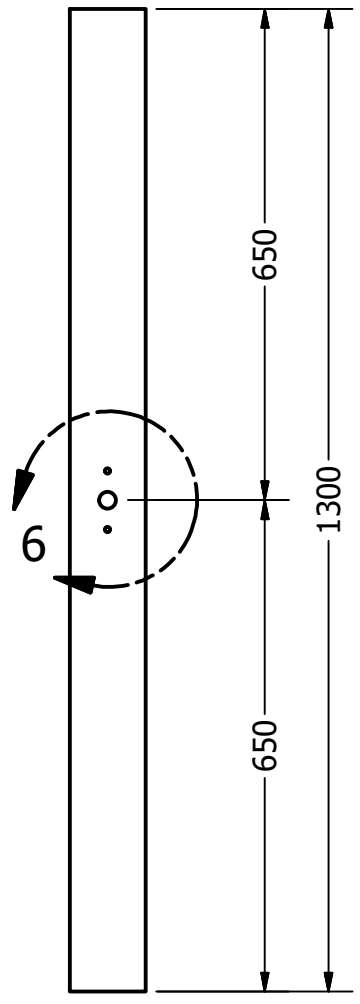
C

B

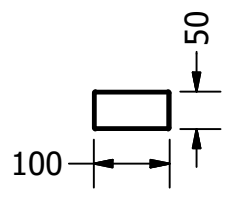
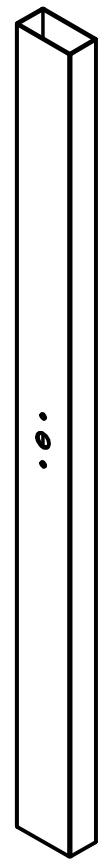
B



A

A



DETAIL 6



Proyect Wind Mill Pump		Created by D. Mosquera		Approved by D. Jaeger	
Part Name Support laths 100x50x1300		Part Code 2.2		Document Type part	
Material ASTM-A36		Version 1.0		Quantity 16	
Redesigned by  OPEN SOURCE ECOLOGY GERMANY	Supported by  E.ON STIFTUNG	License CC BY-SA 4.0	File Name wmp_supporting-laths-100x50x1300.ipt	Scale 1 / 10	Date 28.02.21

2

1

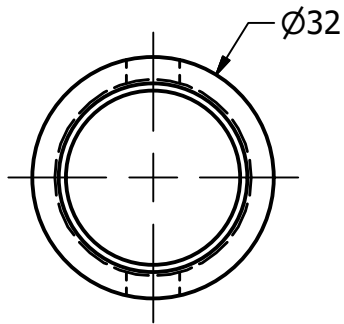


2

1

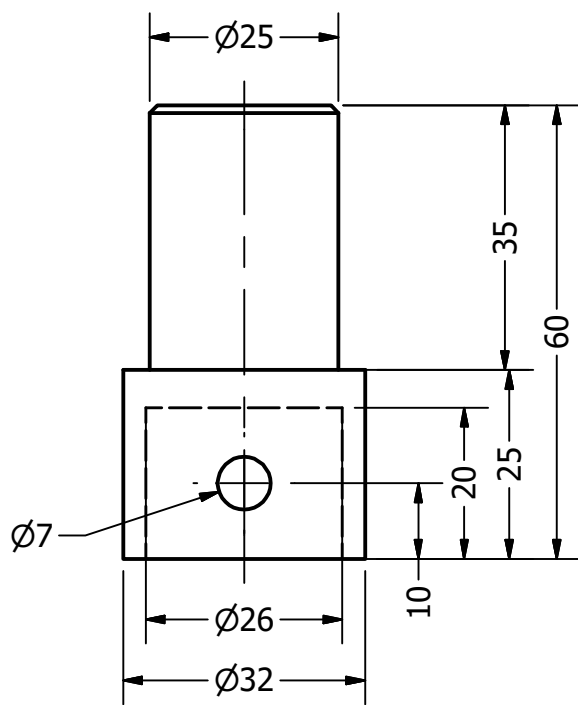
D

D



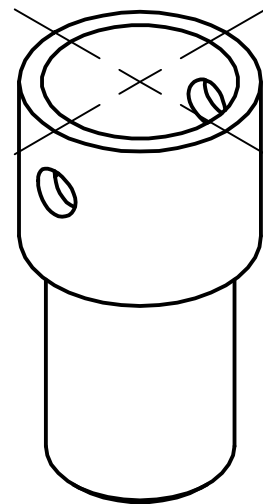
C

C





B

B



A

A

Proyect Wind Mill Pump		Created by D. Mosquera		Approved by D. Jaeger	
Part Name Top adaptor		Part Code 2.3		Document Type part	
Redesigned by  OPEN SOURCE ECOLOGY GERMANY		Supported by  E.ON STIFTUNG		Material Steel C45	
License CC BY-SA 4.0		File Name oseg_wmp_top-adaptor.ipt		Version 1.0	
		Scale 1 : 1		Quantity 17	
				Date 28.02.21	

2

1



2

1

D

D

C


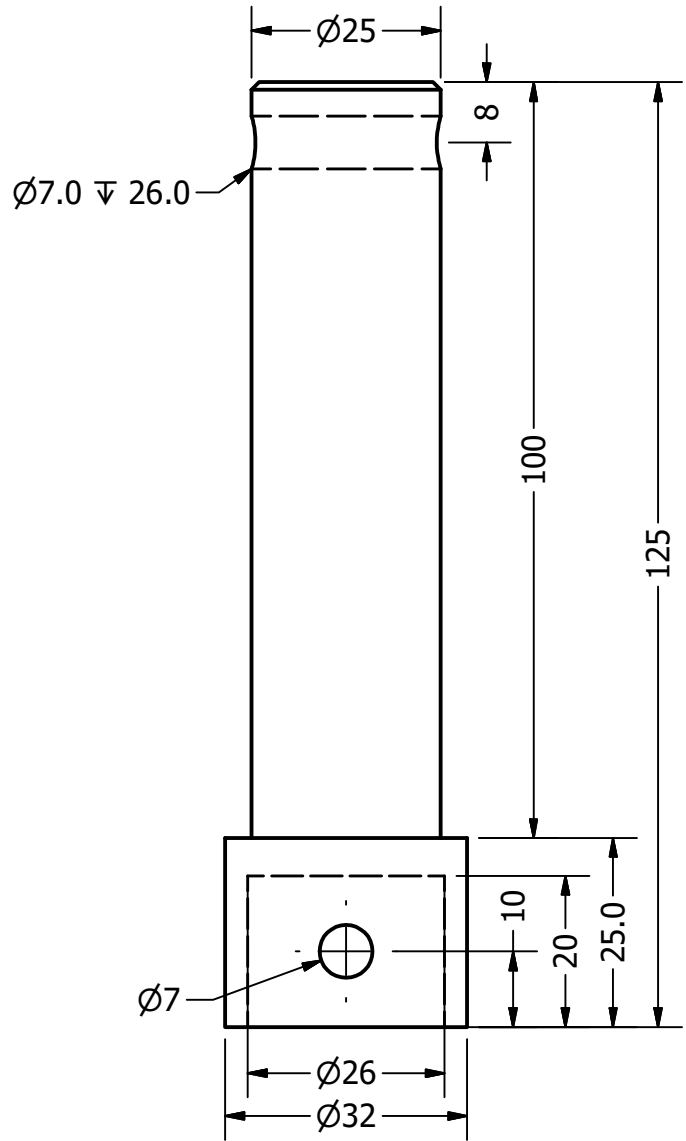
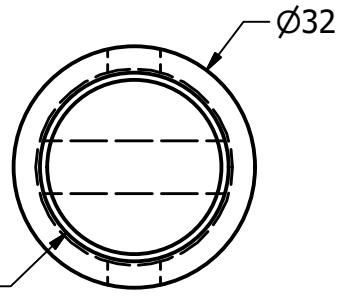
C



B

B

A

A

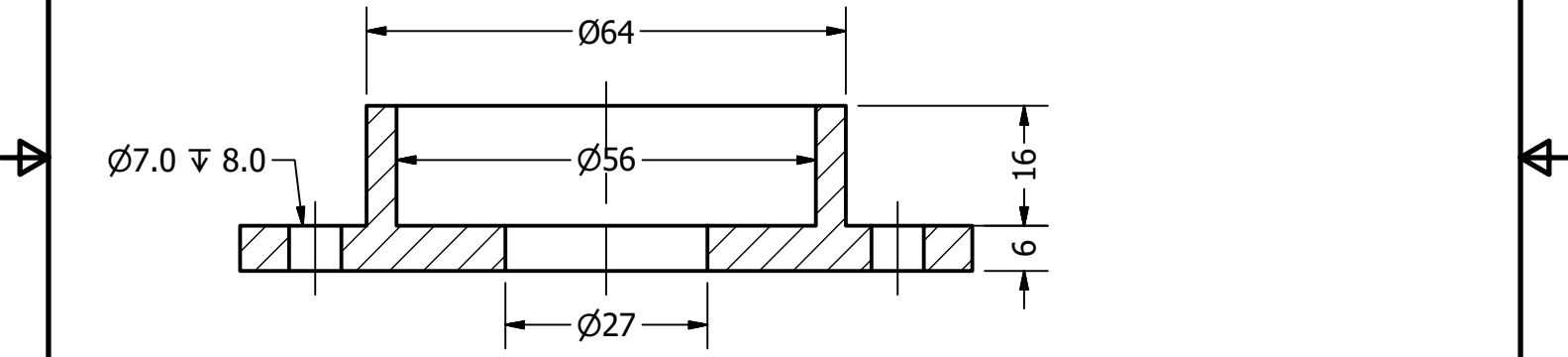
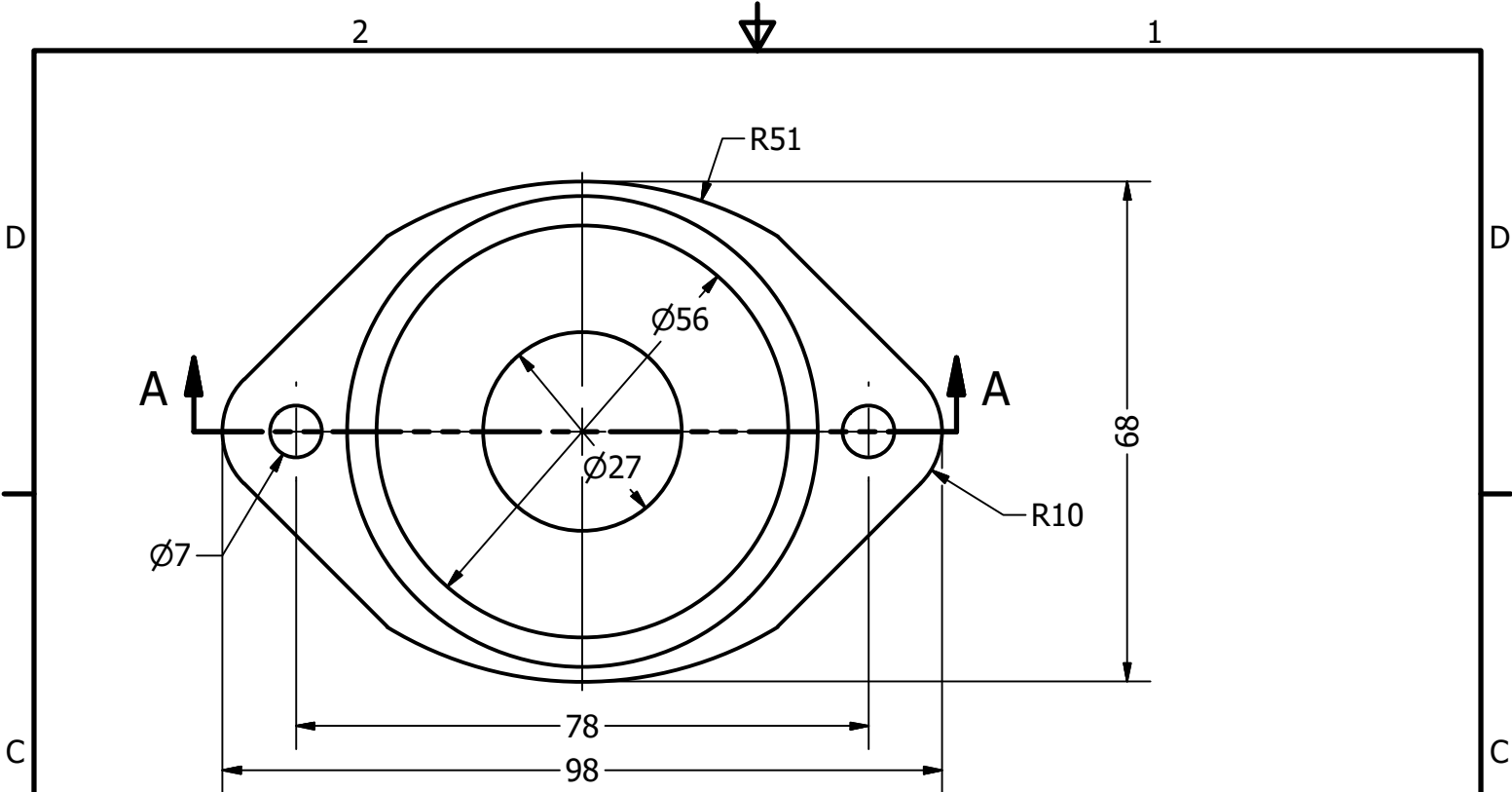


Proyect Wind Mill Pump		Created by D. Mosquera		Approved by D. Jaeger	
Part Name Bottom adaptor		Part Code 2.4		Document Type Part	
Redesigned by  OPEN SOURCE ECOLOGY GERMANY		Supported by  E.ON STIFTUNG		Material Steel C45	
License CC BY-SA 4.0		File Name oseg_wmp_bottom-adaptor.ipt		Version 1.0	
		Scale 1 : 1		Quantity 18	
				Date 28.02.21	

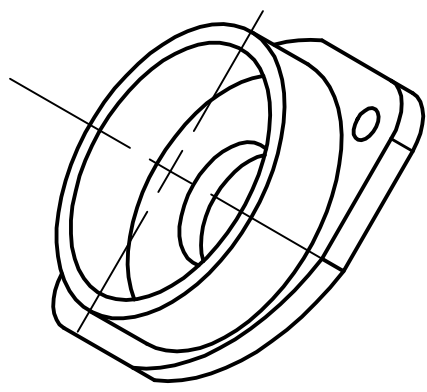
2



1

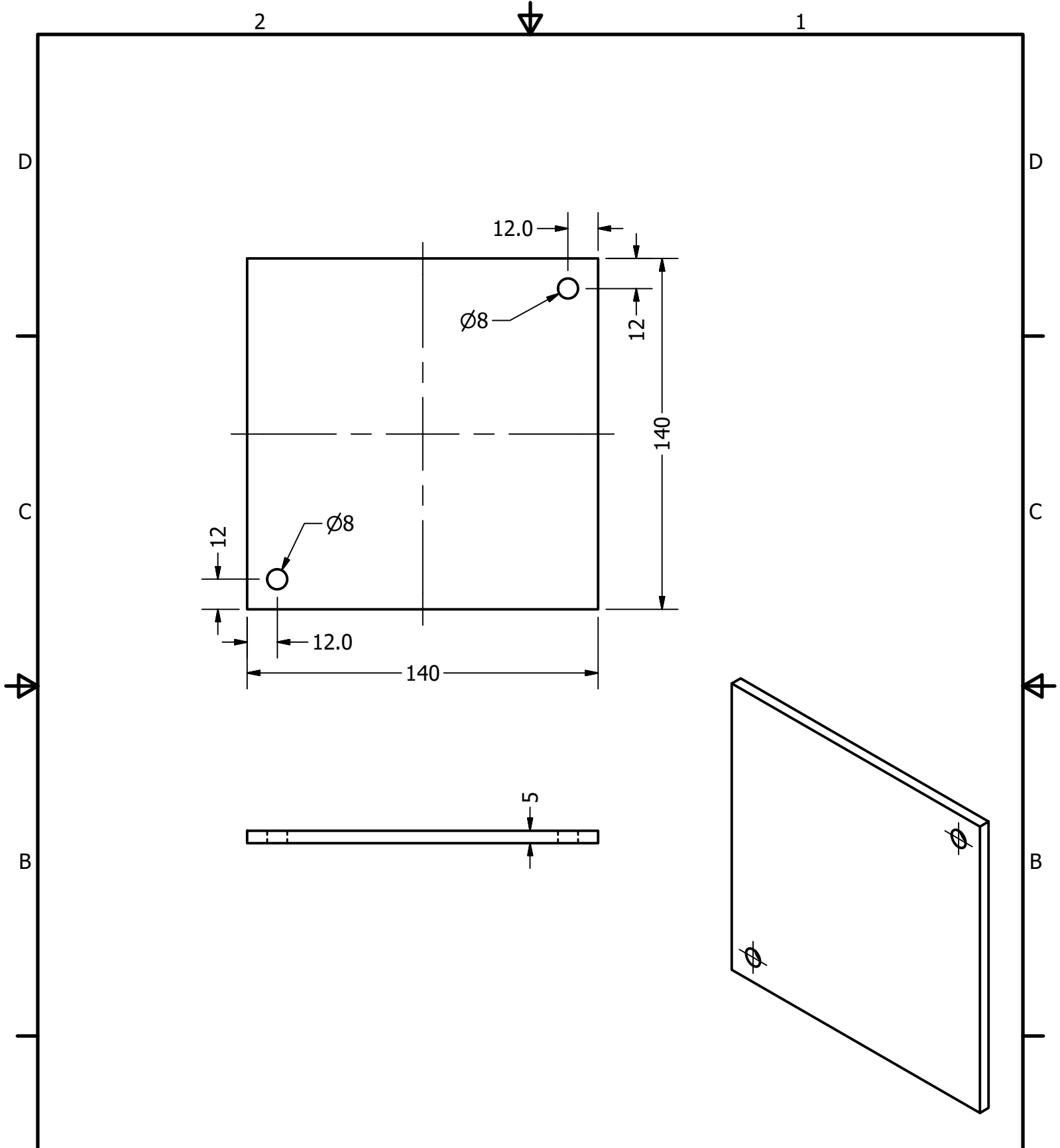






SECTION A-A



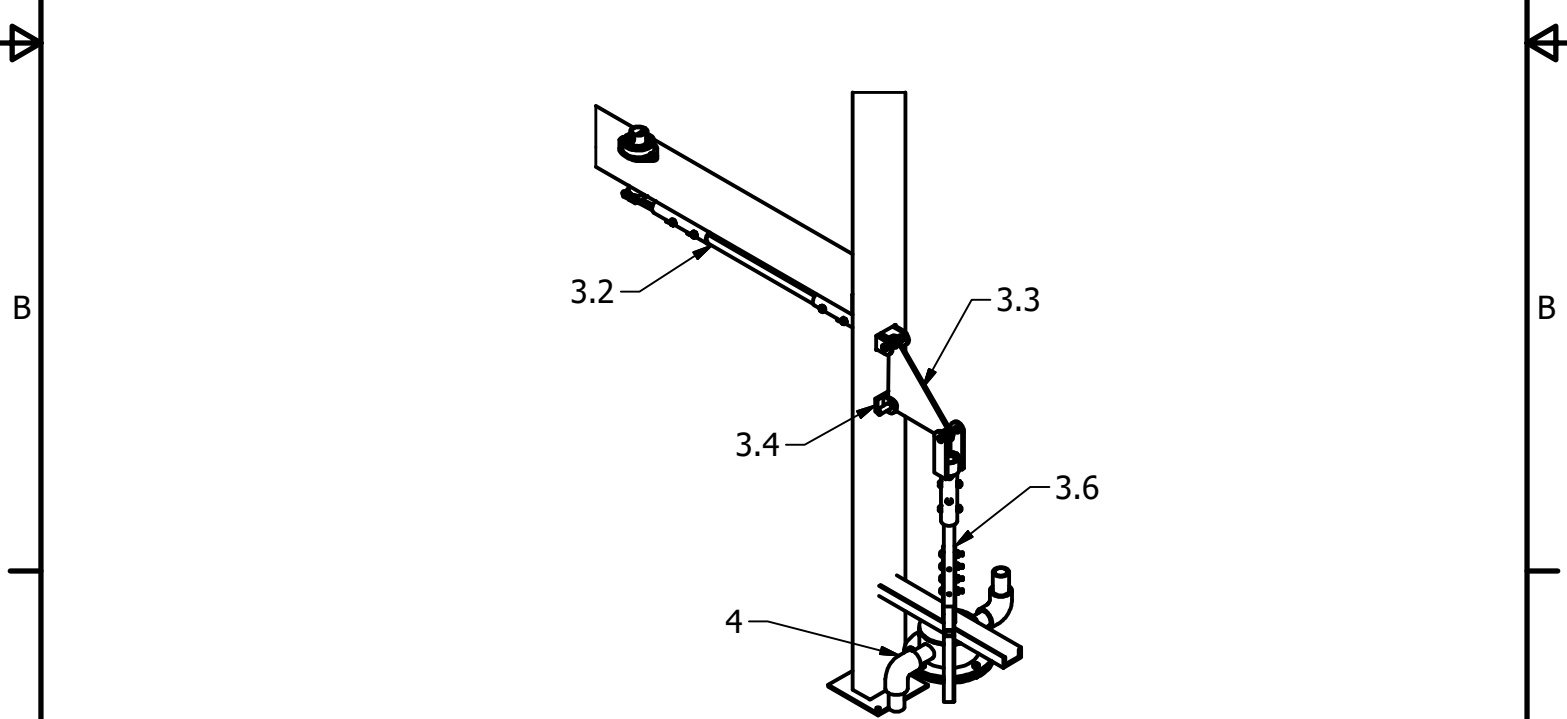
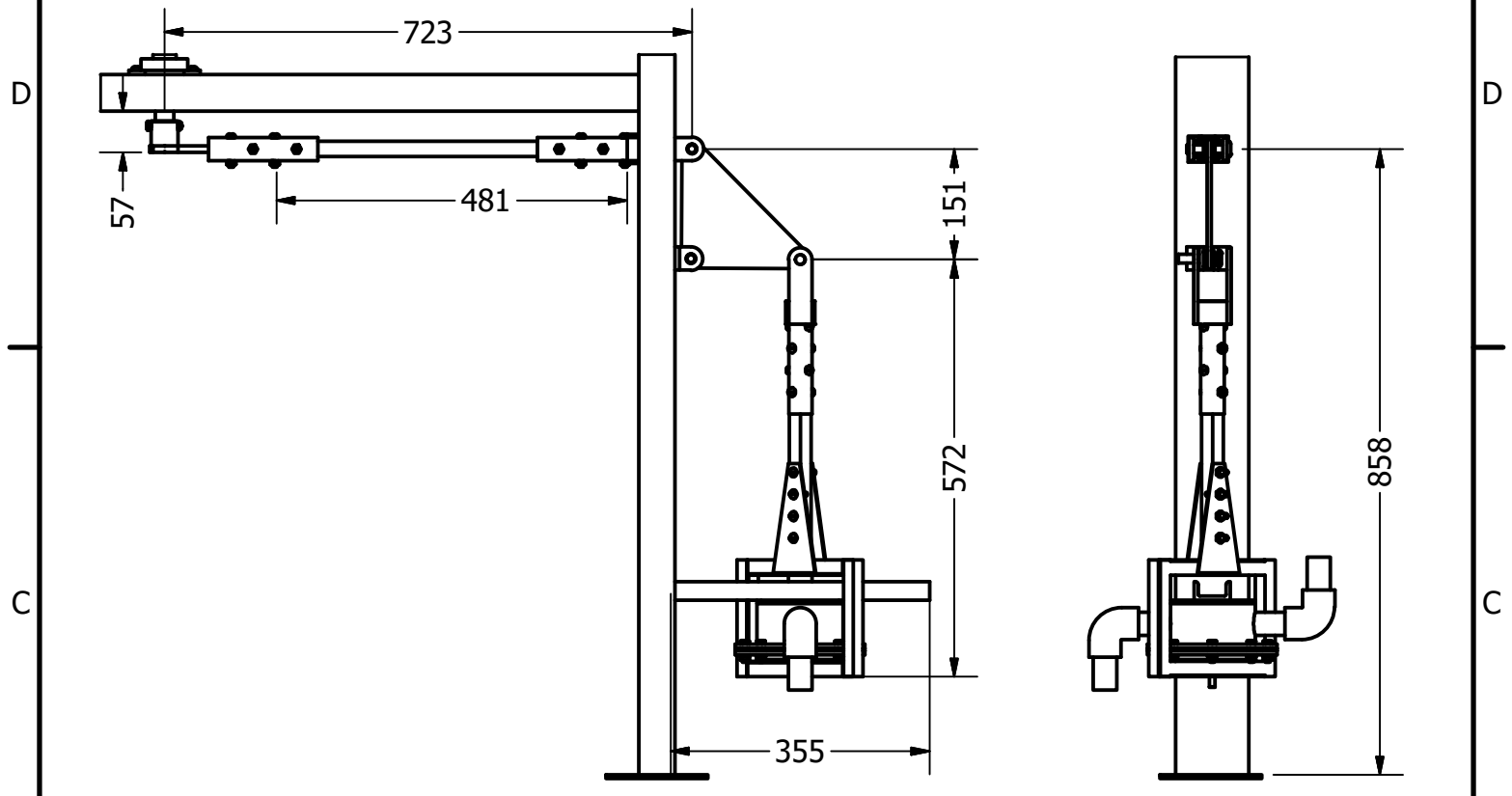
Proyect Wind Mill Pump		Created by D. Mosquera		Approved by D. Jaeger	
Part Name Bearing support		Part Code 2.6		Document Type part	
Redesigned by  OPEN SOURCE ECOLOGY GERMANY		Supported by  E.ON STIFTUNG		Material Steel C45	
License CC BY-SA 4.0		File Name oseg_wmp_bearing-support.ipt		Version 1.0	
		Scale 1 : 1		Quantity 19	
				Date 28.02.21	





Proyect Wind Mill Pump		Created by D. Mosquera		Approved by D. Jaeger	
Part Name Rectangular flange		Part Code 2.7		Document Type part	
Material Steel C45		Version 1.0		Quantity 20	
Redesigned by  OPEN SOURCE ECOLOGY GERMANY	Supported by  E.ON STIFTUNG	License CC BY-SA 4.0	File Name oseg_wmp_rectangular-flancher.ipt	Scale 1 / 2	Date 28.02.21

2

1

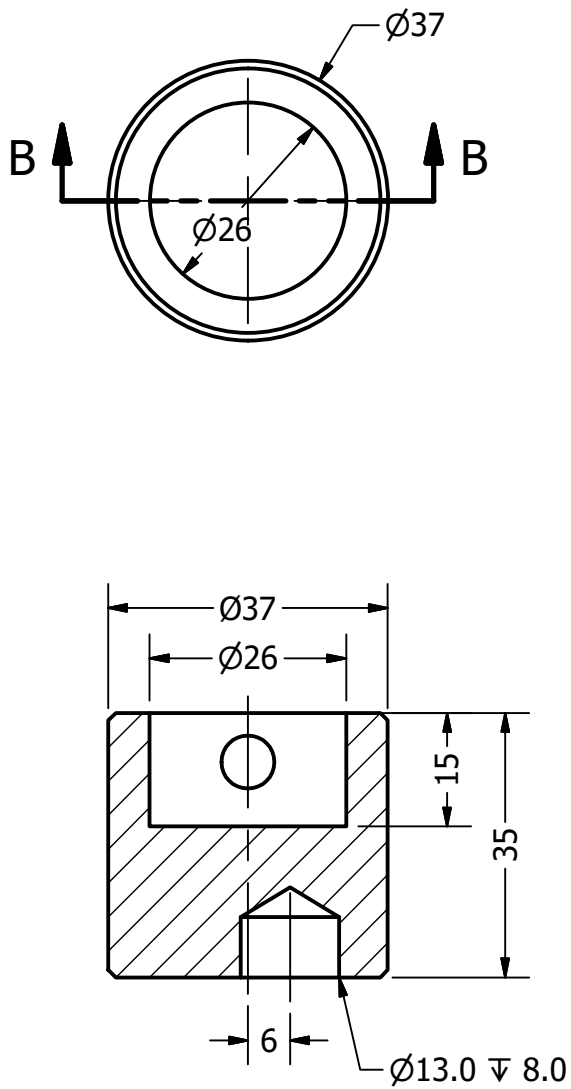


Proyekt Wind Mill Pump		Created by D. Mosquera		Approved by D. Jaeger	
Part Name Drive		Part Code 3		Document Type Assembly	
Redesigned by  OPEN SOURCE ECOLOGY GERMANY		Supported by  E.ON STIFTUNG		License CC BY-SA 4.0	
		File Name oseg_wmp_drive.iam		Version 1.0	
		Scale 1 / 10		Quantity 21	
				Date 28.02.21	



2

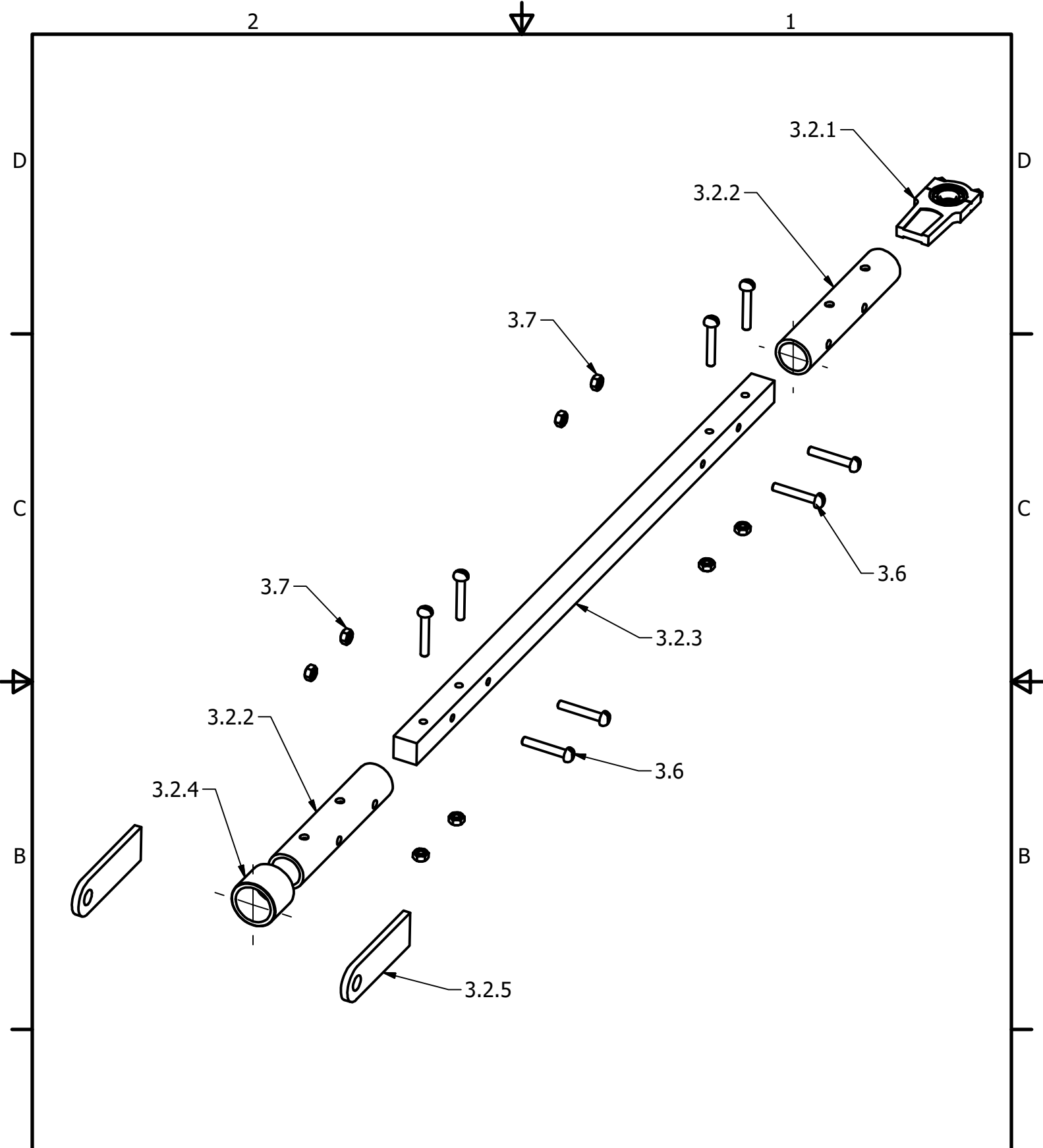
1





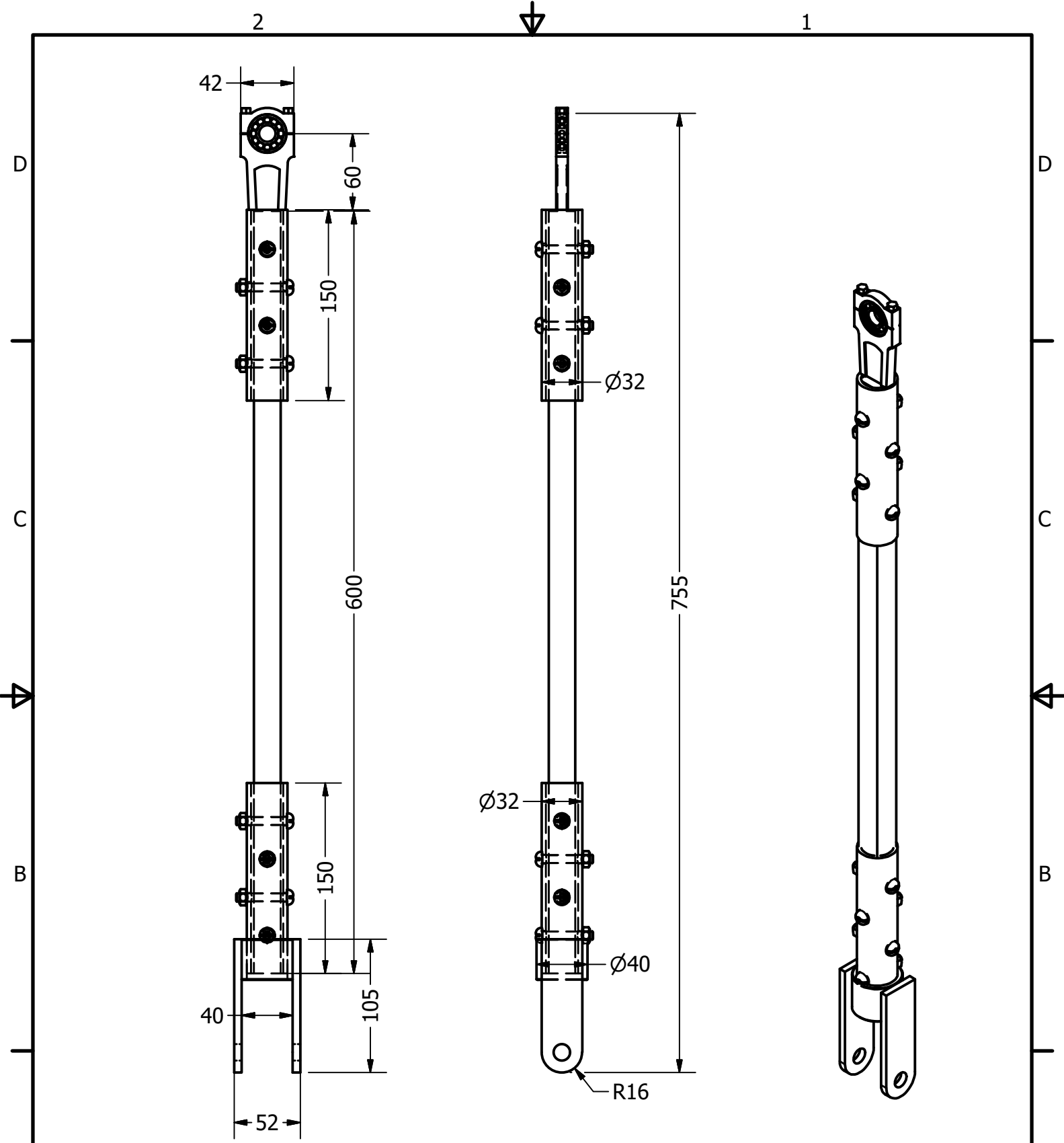




SECTION B-B

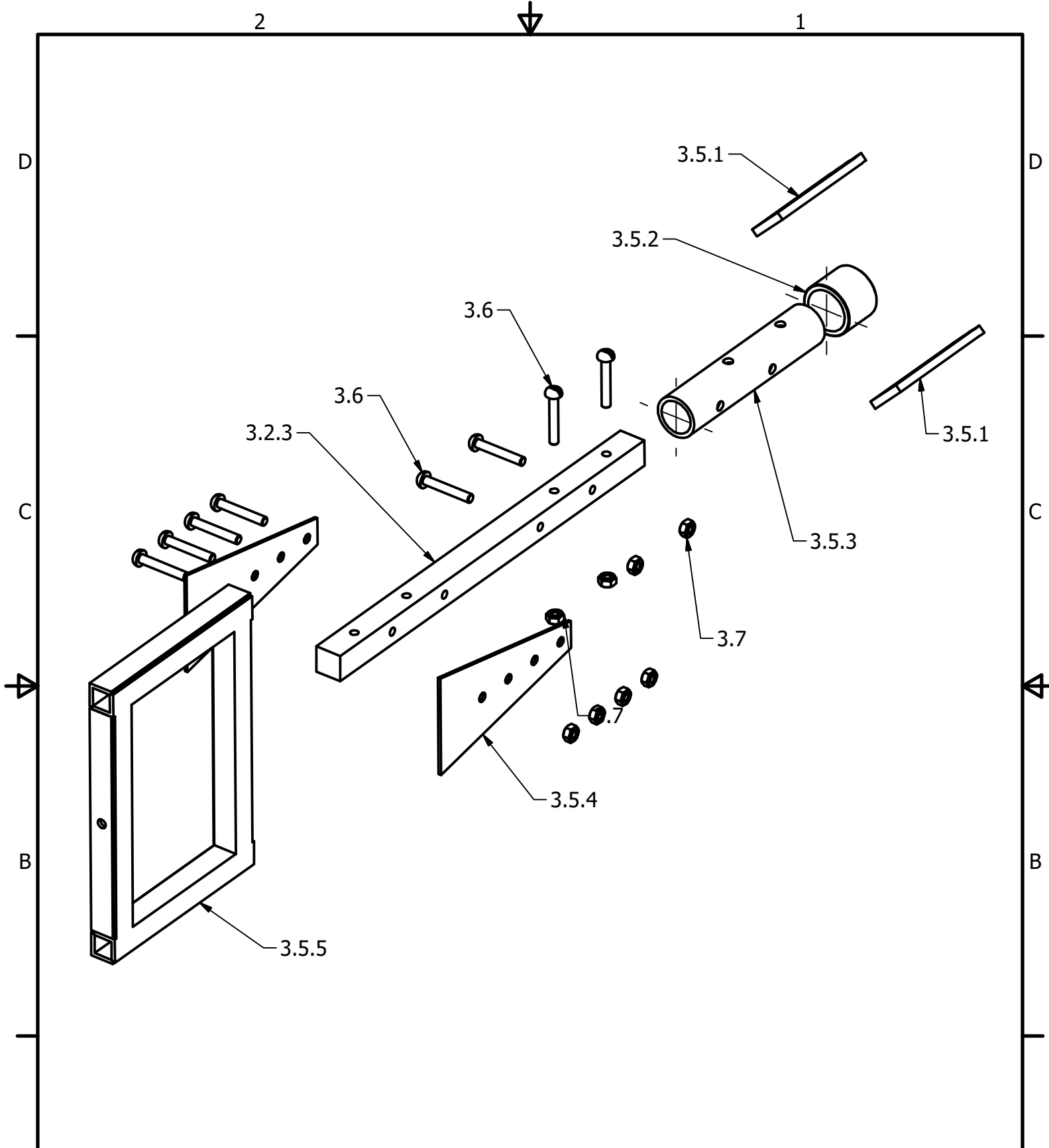
Proyect Wind Mill Pump		Created by D. Mosquera		Approved by D. Jaeger	
Part Name Excentric		Part Code 3.1		Document Type part	
Material Steel C45		Version 1.0		Quantity	
Redesigned by  OPEN SOURCE ECOLOGY GERMANY	Supported by  E.ON STIFTUNG	License CC BY-SA 4.0		File Name oseg_wmp_Excentric.ipt	
				Scale 1 : 1	Date 28.02.21





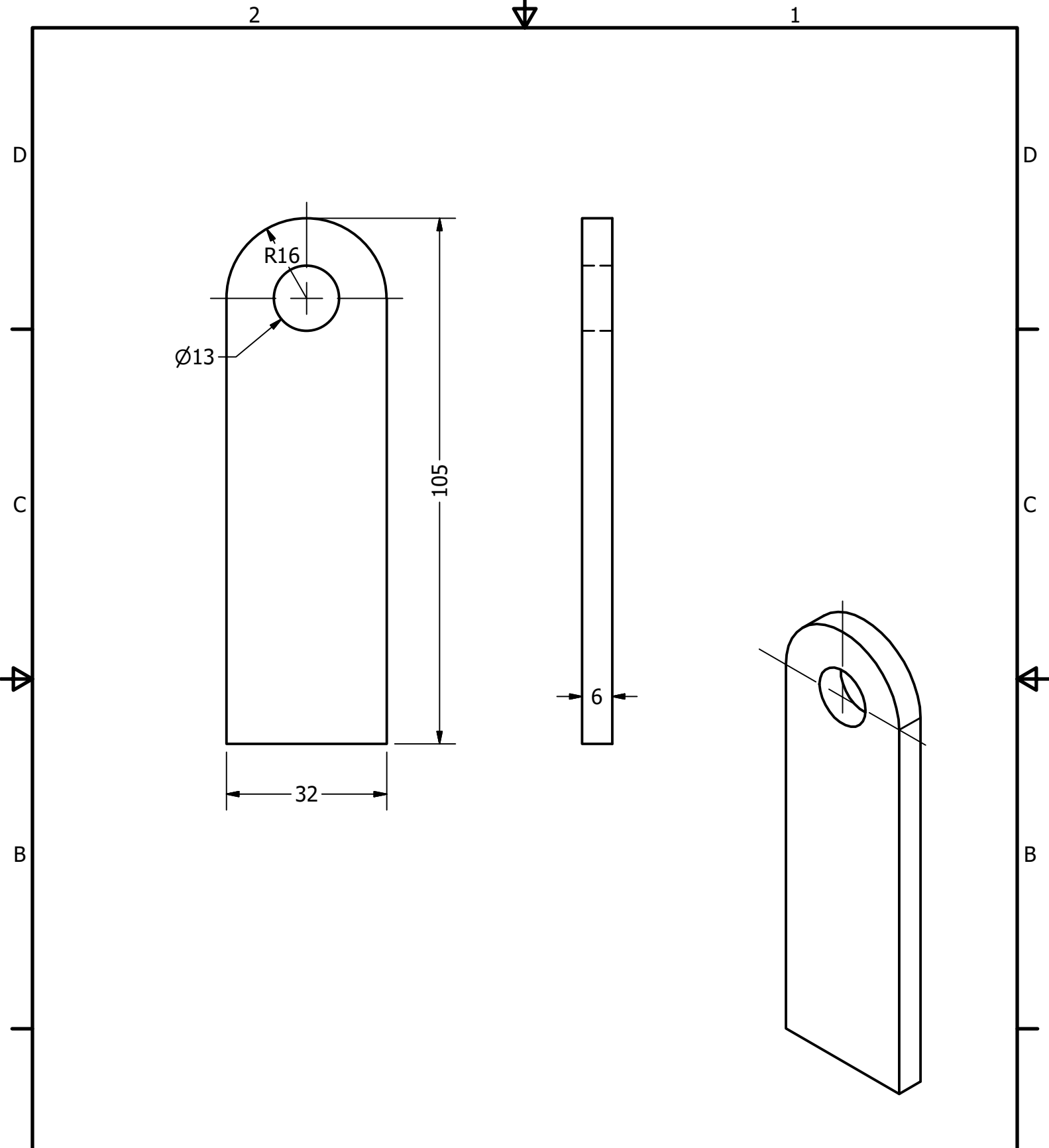
Proyect Wind Mill Pump		Created by D. Mosquera		Approved by D. Jaeger	
Part Name Horizontal Connecting Rod		Part Code 3.2		Document Type Assembly	
Redesigned by  OPEN SOURCE ECOLOGY GERMANY		Supported by  E.ON STIFTUNG		License CC BY-SA 4.0	
		File Name seg_wmp_horizontal-connecting-rod		Version iam 1.0	
		Scale 1 / 4		Quantity 24	
				Date 28.02.21	





Proyect Wind Mill Pump		Created by D. Mosquera		Approved by D. Jaeger	
Part Name Horizontal Connecting Rod		Part Code 3.2		Document Type Assembly	
Redesigned by  OPEN SOURCE ECOLOGY GERMANY		Supported by  E.ON STIFTUNG		License CC BY-SA 4.0	
		File Name wmp horizontal-connecting-rod		Version 1.0	
		Scale 1 / 4		Quantity 1	
		Sheet 23		Date 28.02.21	



Proyect Wind Mill Pump		Created by D. Mosquera		Approved by D. Jaeger	
Part Name Adjustable Pumprod Forkend		Part Code 3.2		Document Type Assembly	
Redesigned by  OPEN SOURCE ECOLOGY GERMANY		Supported by  E.ON STIFTUNG		License CC BY-SA 4.0	
		File Name wmp_adjustable-pumprod-forkend.diam 1.0		Version 1.0	
		Scale 1 / 3.5		Quantity 31	
				Date 28.02.21	



Proyect Wind Mill Pump		Created by D. Mosquera		Approved by D. Jaeger	
Part Name Sheet metal bracket		Part Code 3.2		Document Type part	
Redesigned by  OPEN SOURCE ECOLOGY GERMANY		Supported by  E.ON STIFTUNG		Material Steel C45	
License CC BY-SA 4.0		File Name oseg_wmp_sides-plank.ipt		Version 1.0	
		Scale 1 : 1		Quantity 1	
				Date 28.02.21	

2



1

D

D

C

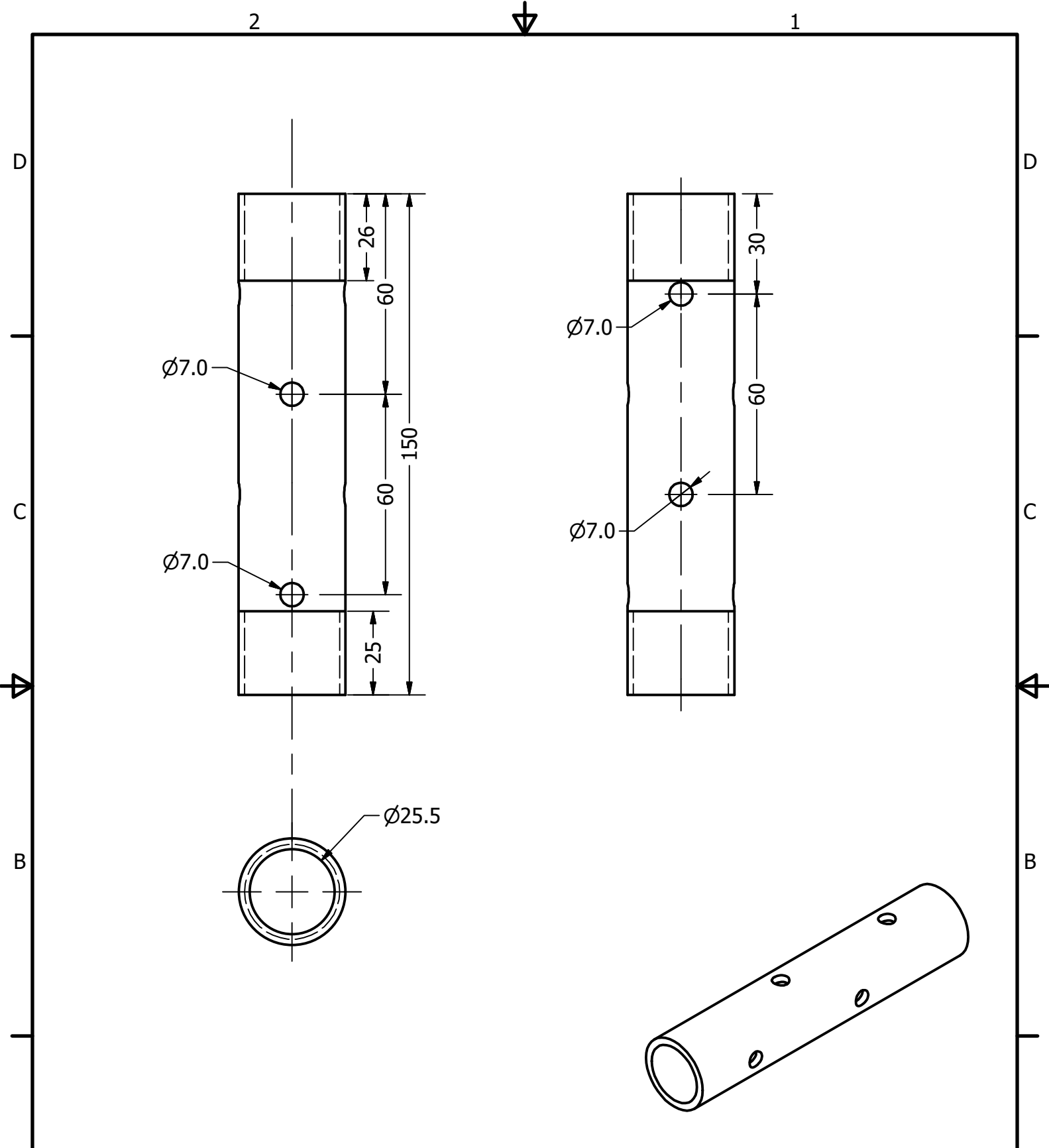
C



B

B

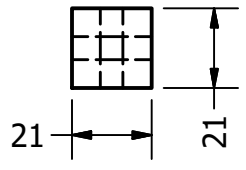
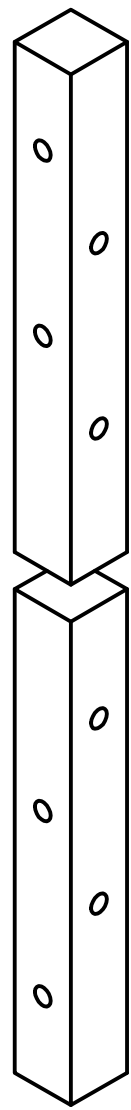
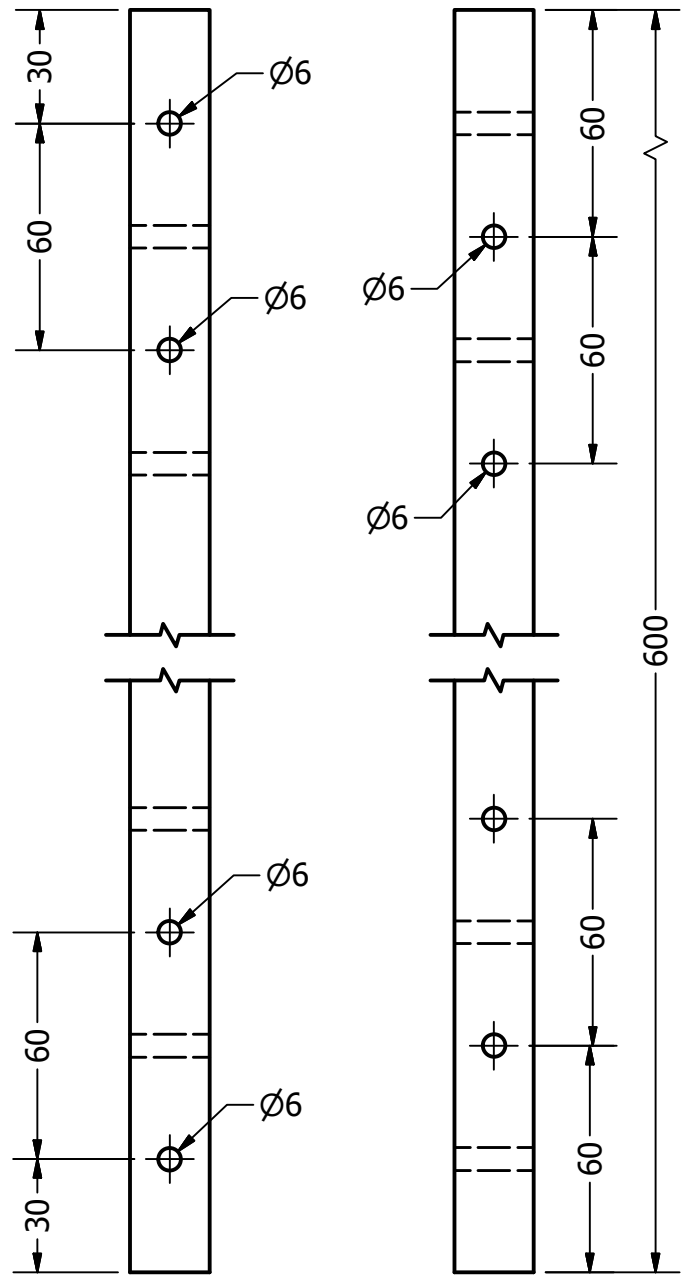
A

A



Proyect Wind Mill Pump		Created by D. Mosquera		Approved by D. Jaeger	
Part Name water pipe 1"x150		Part Code 3.2.2		Document Type part	
Redesigned by  OPEN SOURCE ECOLOGY GERMANY		Supported by  E.ON STIFTUNG		License CC BY-SA 4.0	
		File Name oseg_wmp_water-pipe-1x150.ipt		Version 1.0	
		Scale 1 : 1,5		Quantity 25	
				Date 28.02.21	

2 ↓ 1



D

D

C



C

B

B

A

A

Proyekt Wind Mill Pump		Created by D. Mosquera		Approved by D. Jaeger	
Part Name Rod horizont 1x1x 600		Part Code 3.2.3		Document Type part	
Redesigned by 		Supported by 		Material Wood	
License CC BY-SA 4.0		File Name oseg_wmp_rod-horizont-1x1x600.ipt		Version 1.0	
		Scale 1 / 2		Quantity 26	
				Date 28.02.21	

2 ↑ 1

2

1

D

D

C

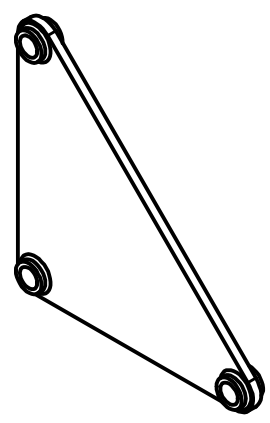
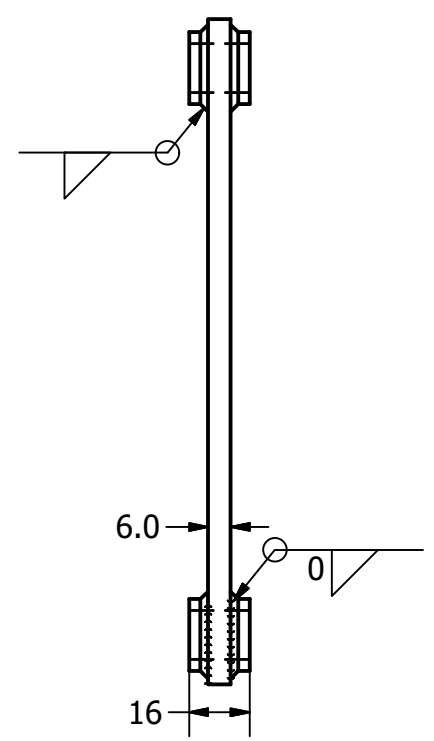
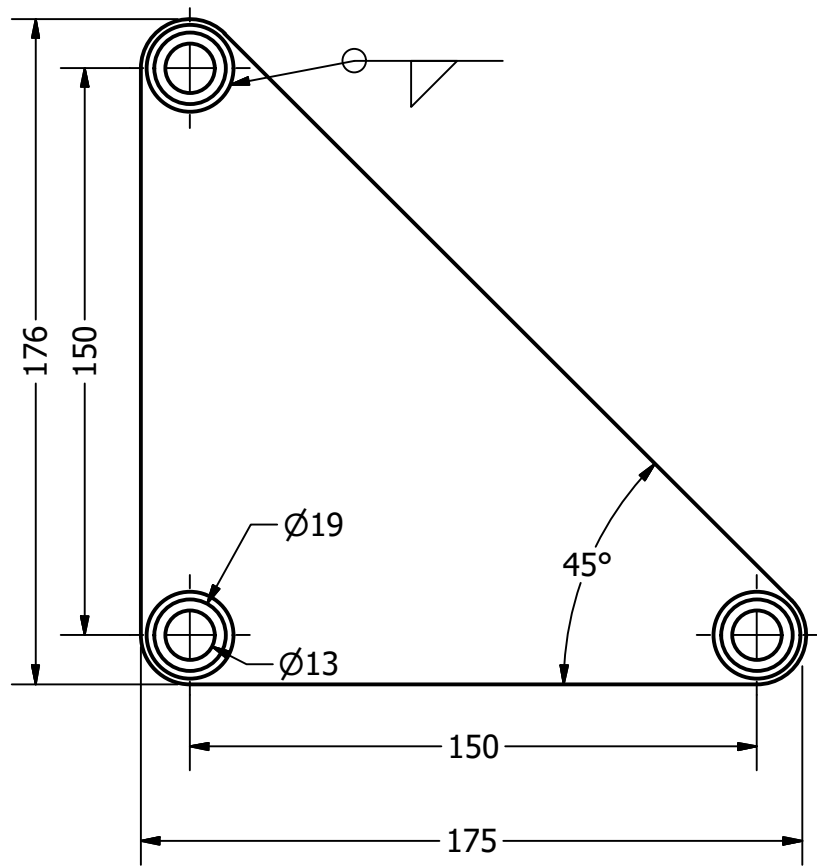
C



B

B

A

A



Proyect Wind Mill Pump		Created by D. Mosquera		Approved by D. Jaeger	
Part Name Bell crank		Part Code 3.3		Document Type part	
Redesigned by 		Supported by 		Material Steel C45	
License CC BY-SA 4.0		File Name oseg_wmp_bell-crank.ipt		Version 1.0	
		Scale 1 / 2		Quantity	
				Sheet 28	
				Date 28.02.21	

2

1

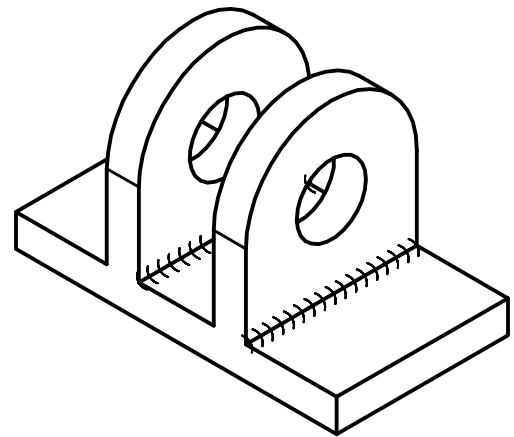
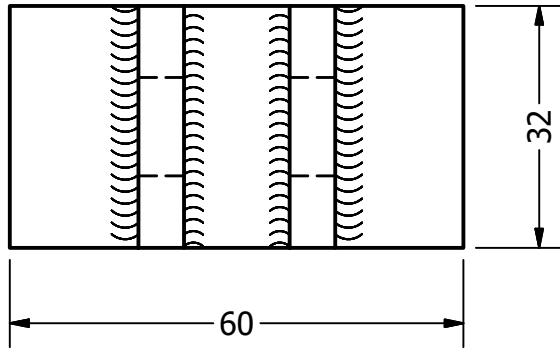
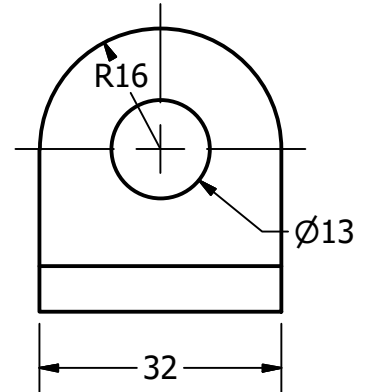
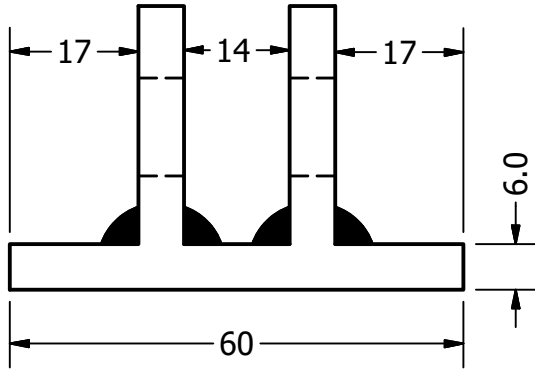


2

1

D

D



C



C

B

B

A

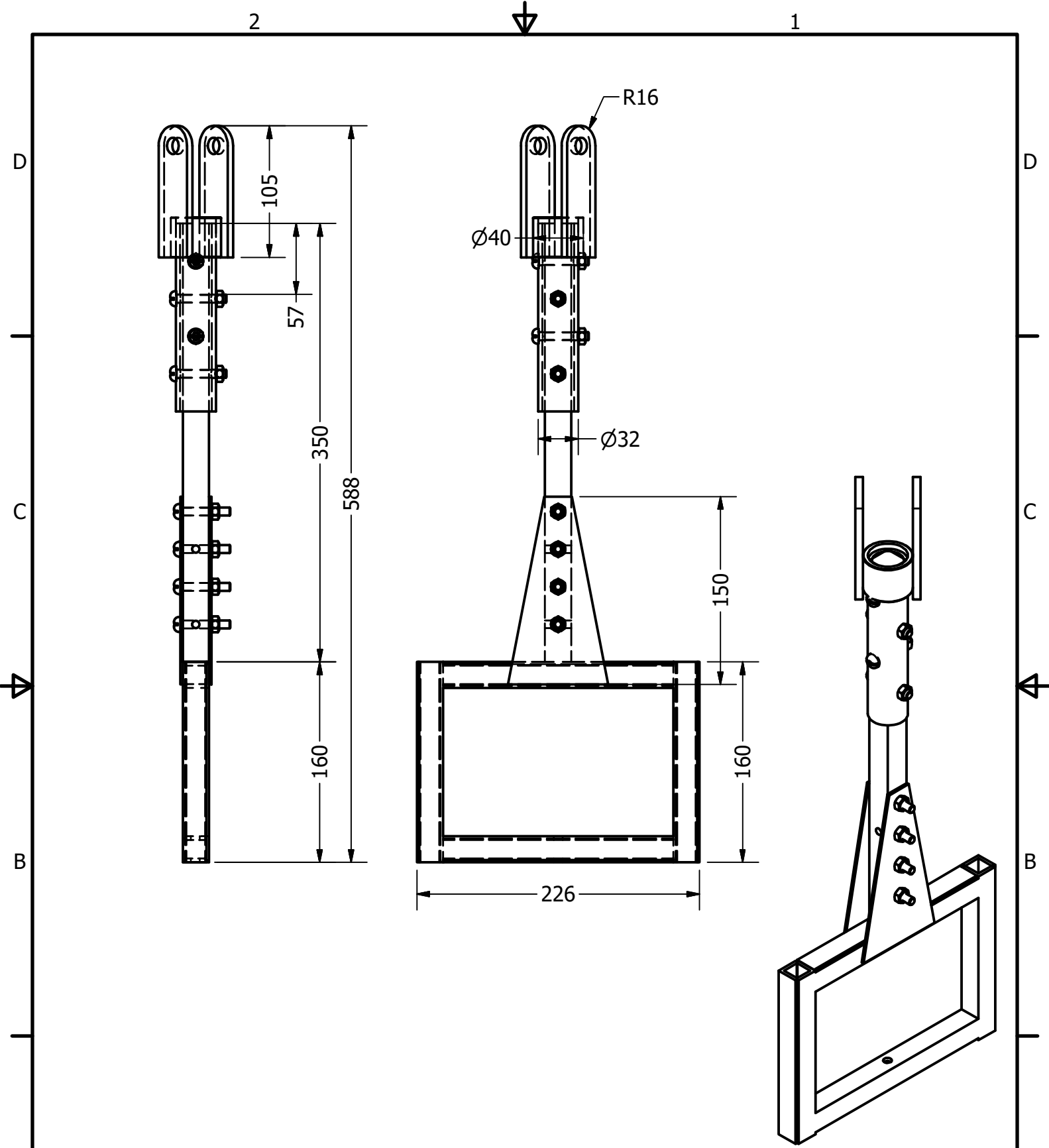
A



Proyect Wind Mill Pump		Created by D. Mosquera		Approved by D. Jaeger	
Part Name pivot plate		Part Code 3.4		Document Type part	
Material Steel C45		Version 1.0		Quantity 	
Redesigned by  OPEN SOURCE ECOLOGY GERMANY	Supported by  E.ON STIFTUNG	License CC BY-SA 4.0		File Name oseg_wmp_pivot-plate.ipt	
				Scale 1 : 1	Date 28.02.21

2

1

4

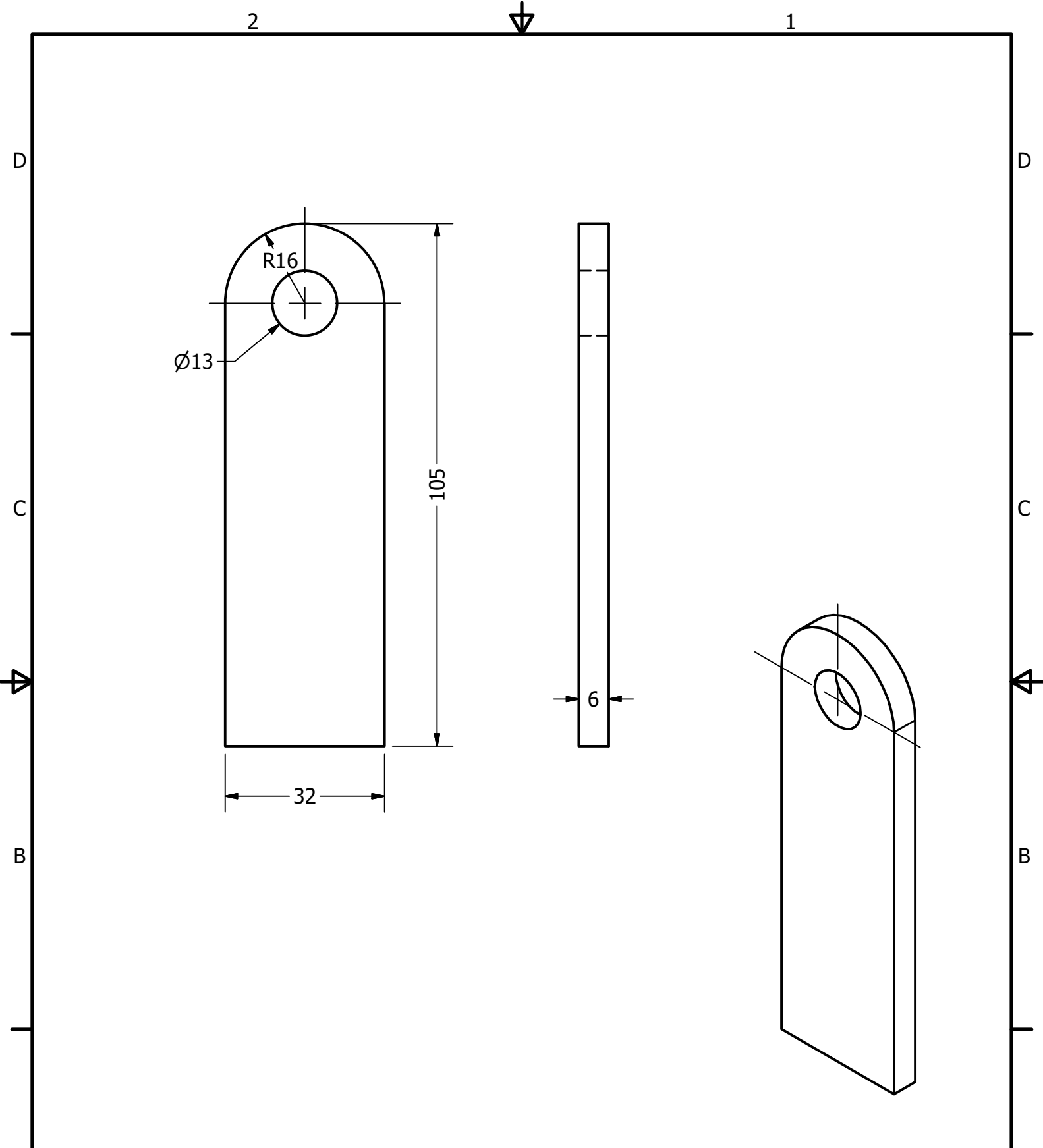




Proyekt Wind Mill Pump		Created by D. Mosquera		Approved by D. Jaeger	
Part Name Adjustable Pumprod Forkend		Part Code 3.5		Document Type Assembly	
Redesigned by  OPEN SOURCE ECOLOGY GERMANY		Supported by  E.ON STIFTUNG		License CC BY-SA 4.0	
		File Name wmp_adjustable-pumprod-forkend.iam		Version 1.0	
				Quantity	
				Date 28.02.21	
				Scale 1 / 4	
				Sheet 30	

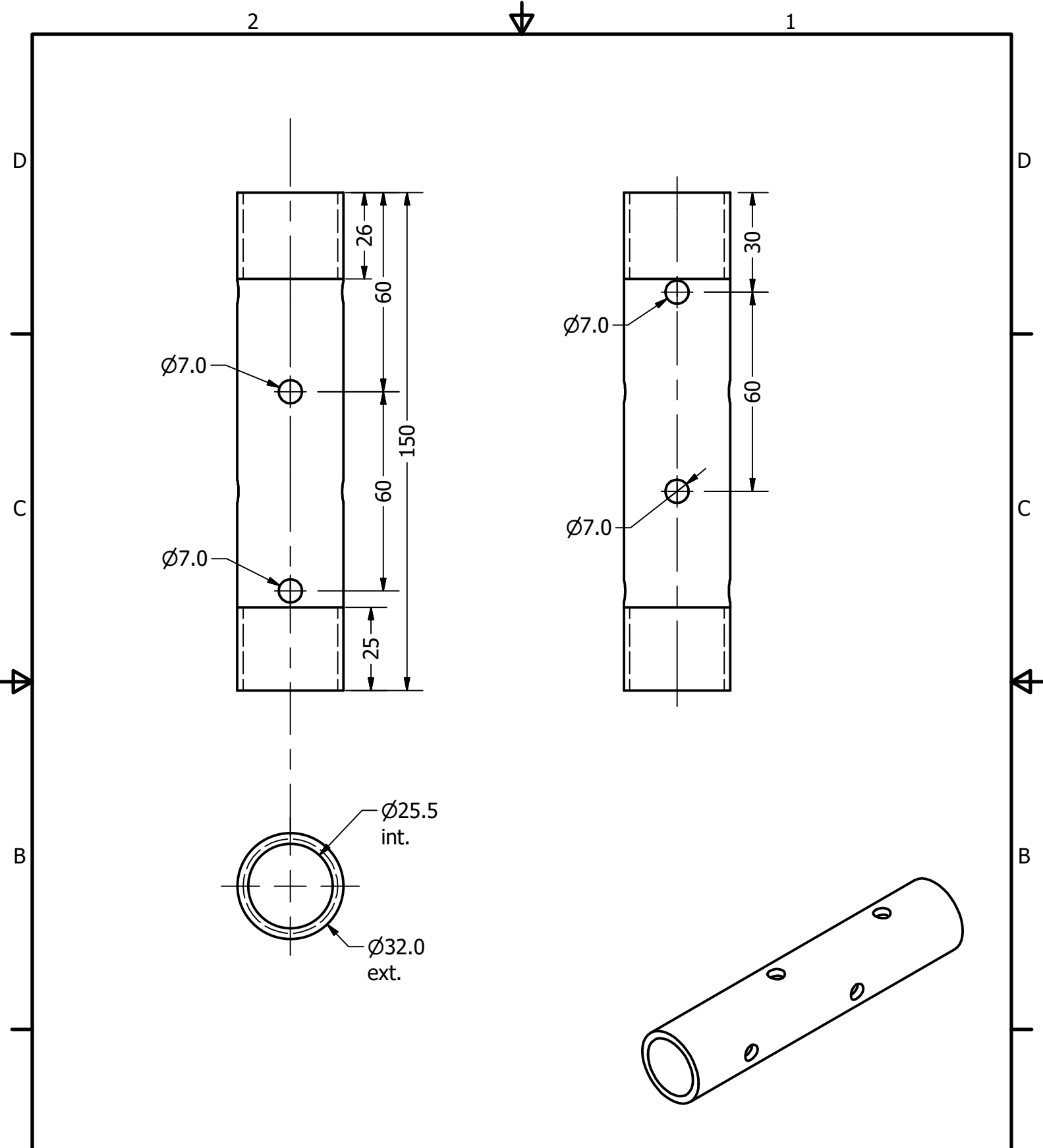
2



4

1



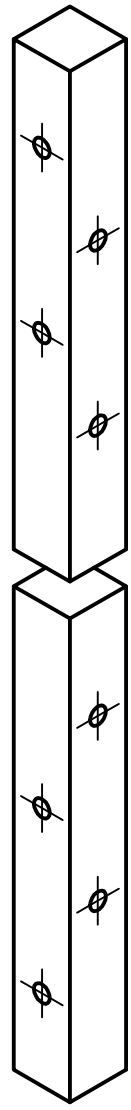
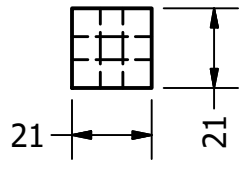
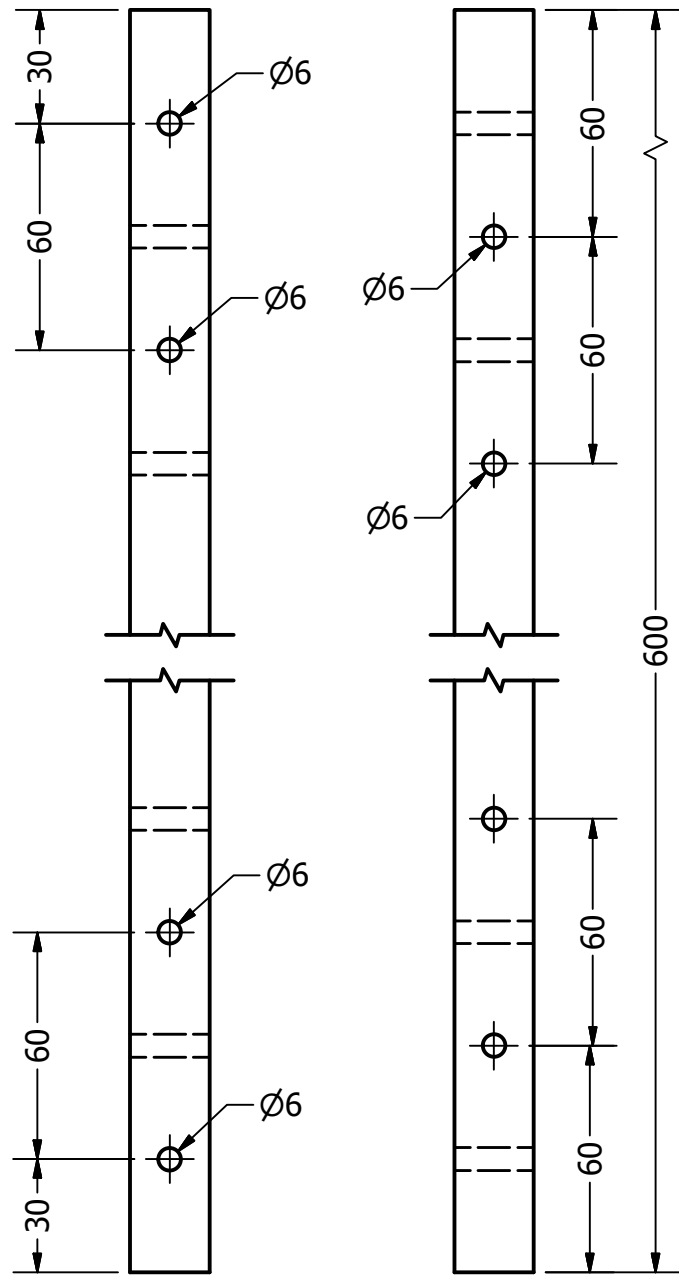
Proyect Wind Mill Pump		Created by D. Mosquera		Approved by D. Jaeger	
Part Name Sheet metal bracket		Part Code 3.5.1		Document Type part	
Material Steel C45		Version 1.0		Quantity 32	
Redesigned by  OPEN SOURCE ECOLOGY GERMANY	Supported by  E.ON STIFTUNG	License CC BY-SA 4.0		File Name oseg_wmp_sides-plank.ipt	
				Scale 1 : 1	Date 28.02.21



Proyect Wind Mill Pump		Created by D. Mosquera		Approved by D. Jaeger	
Part Name water pipe 1"x150		Part Code 3.5.3		Document Type part	
Material ASTM A36		Version 1.0		Quantity 	
Redesigned by  OPEN SOURCE ECOLOGY GERMANY	Supported by  E.ON STIFTUNG	License CC BY-SA 4.0		File Name oseg_wmp_water-pipe-1x150.ipt	
				Scale 1 : 1,5	Sheet 33
				Date 28.02.21	

2

1



D

D

C



C

B

B

A

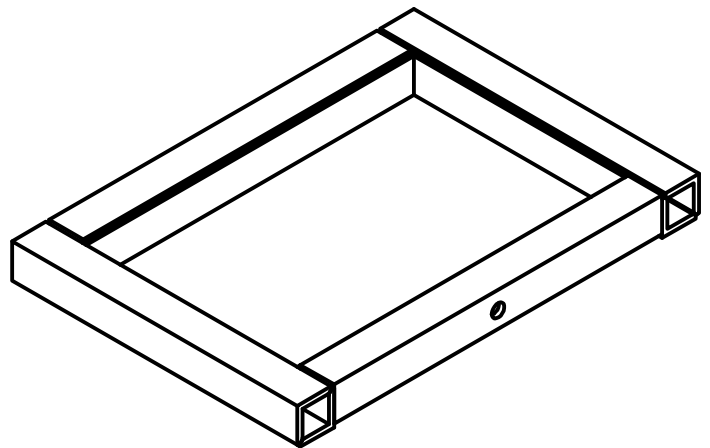
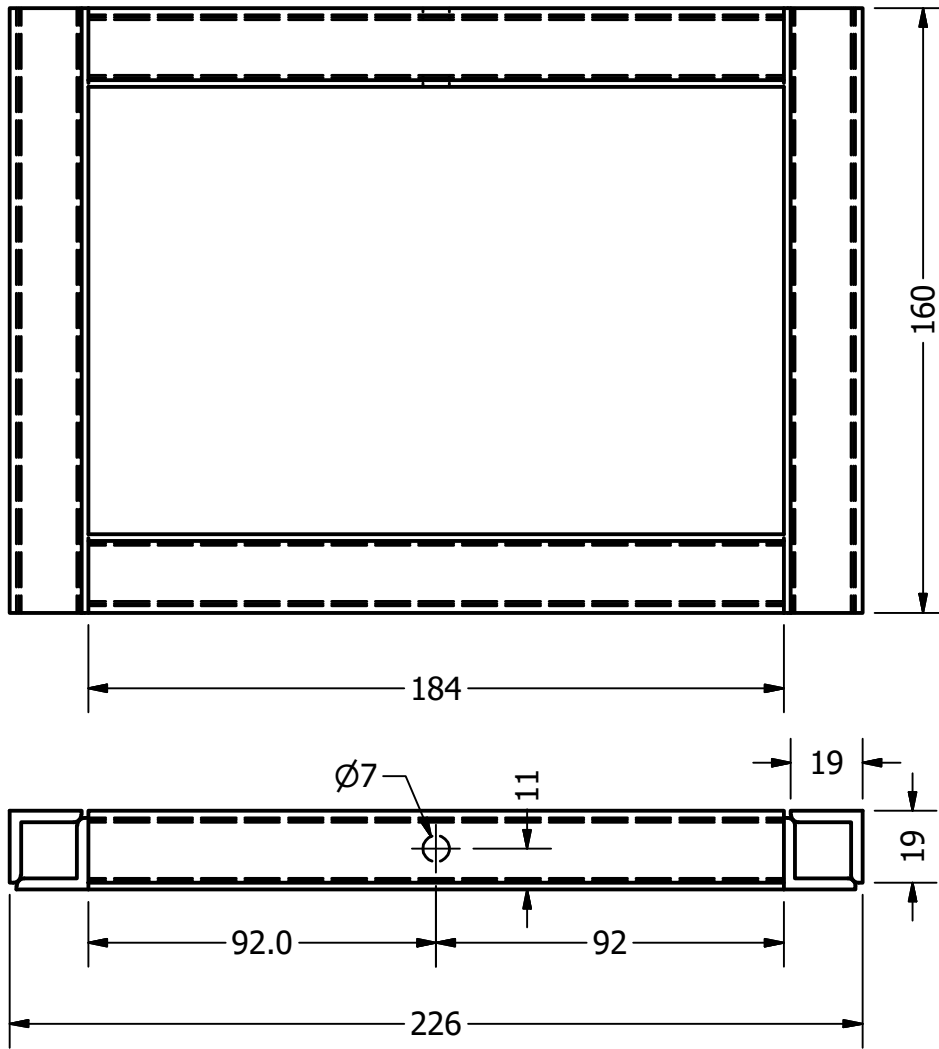
A



Proyect Wind Mill Pump		Created by D. Mosquera		Approved by D. Jaeger	
Part Name Rod vert 1x1x 600		Part Code 3.5.4		Document Type part	
Material wood		Version 1.0		Quantity	
Redesigned by  OPEN SOURCE ECOLOGY GERMANY	Supported by  E.ON STIFTUNG	License CC BY-SA 4.0	File Name oseg_wmp_rod-horizont-1x1x600.ipt	Scale 1 / 2	Date 28.02.21

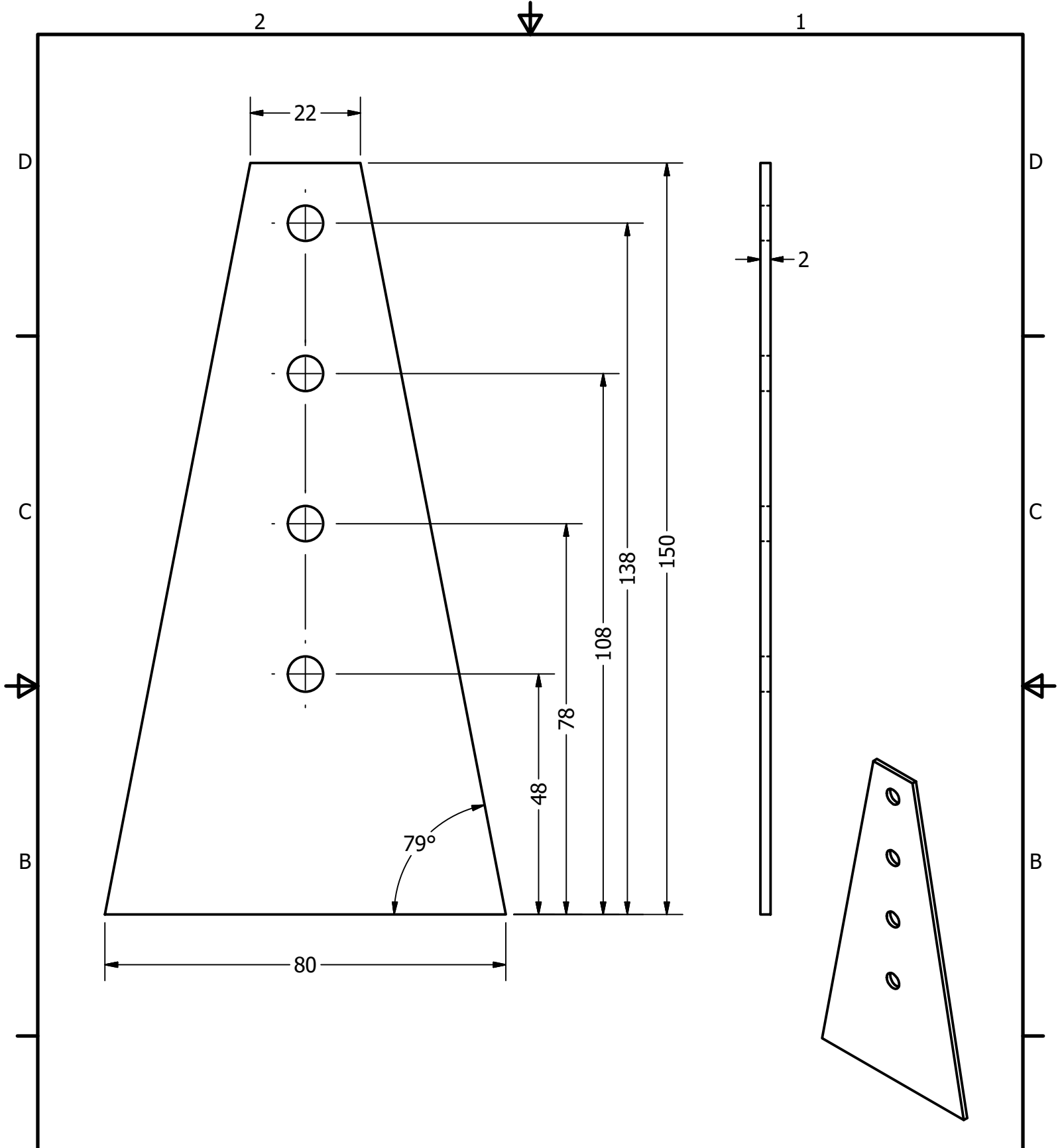
2



1





Proyect Wind Mill Pump		Created by D. Mosquera		Approved by D. Jaeger	
Part Name Stirrup		Part Code 3.5.5		Document Type Assembly	
Material ASTM-A36		Version 1.0		Quantity 35	
Redesigned by  OPEN SOURCE ECOLOGY GERMANY		Supported by  E.ON STIFTUNG		License CC BY-SA 4.0	
		File Name oseg_wmp_stirrup.ipt		Scale 1 / 2	
				Date 28.02.21	



Proyect Wind Mill Pump		Created by D. Mosquera		Approved by D. Jaeger	
Part Name Sheet metal bracket		Part Code 3.5.6		Document Type part	
Redesigned by  OPEN SOURCE ECOLOGY GERMANY		Supported by  E.ON STIFTUNG		Material Steel C45	
License CC BY-SA 4.0		File Name oseg_wmp_sheet-metal2-bracket.ipt		Version 1.0	
		Scale 1 : 1		Quantity 36	
				Date 28.02.21	

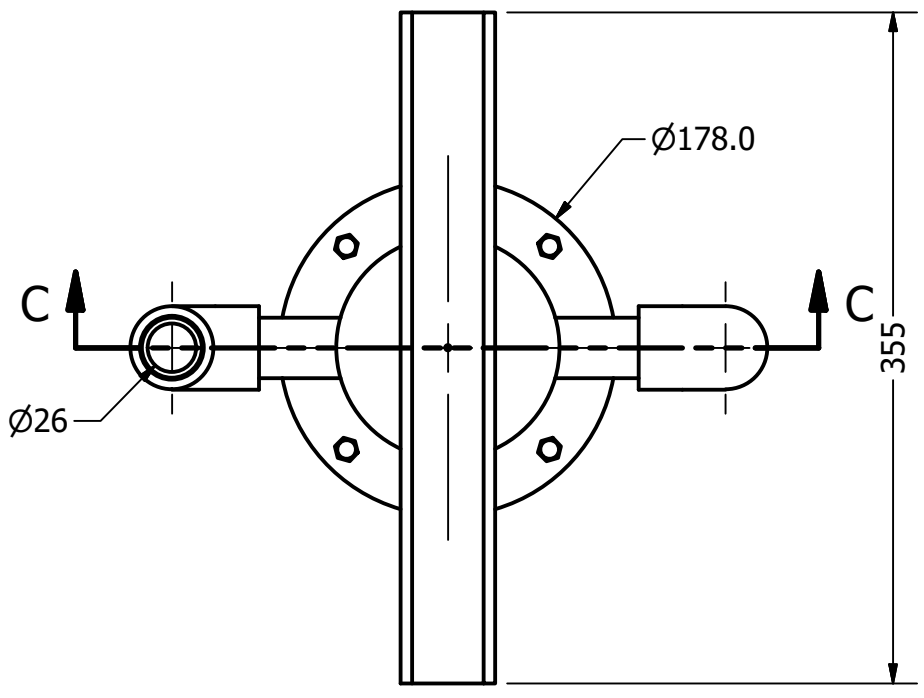
2



1

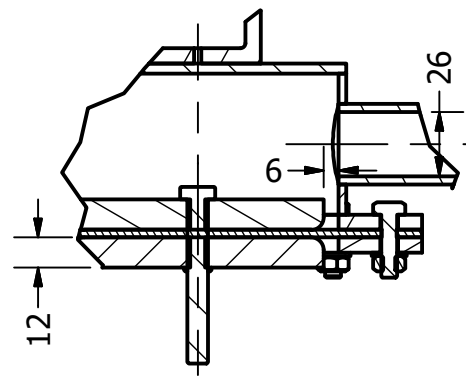
D

D

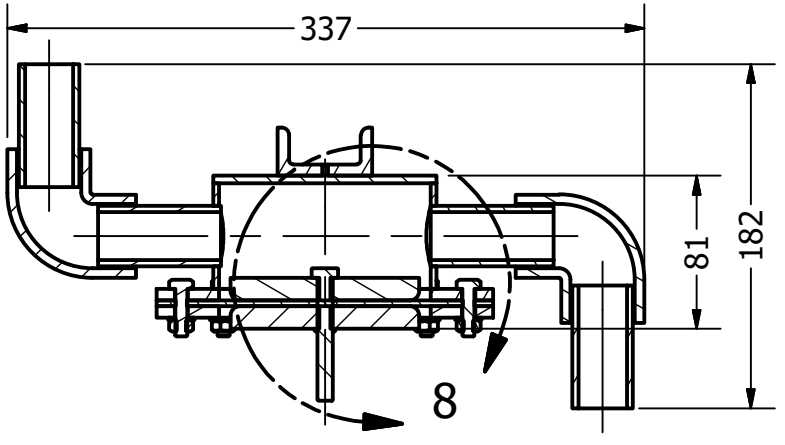


C

C



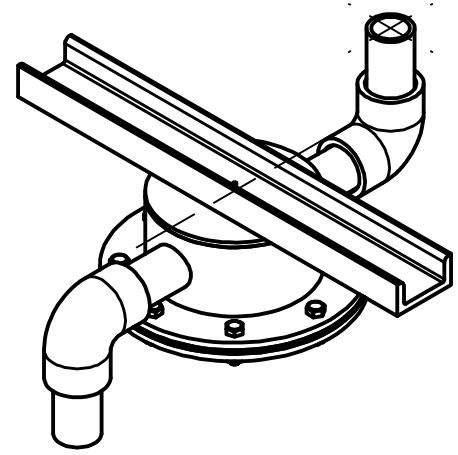
DETAIL 8



SECTION C-C



B

B



A

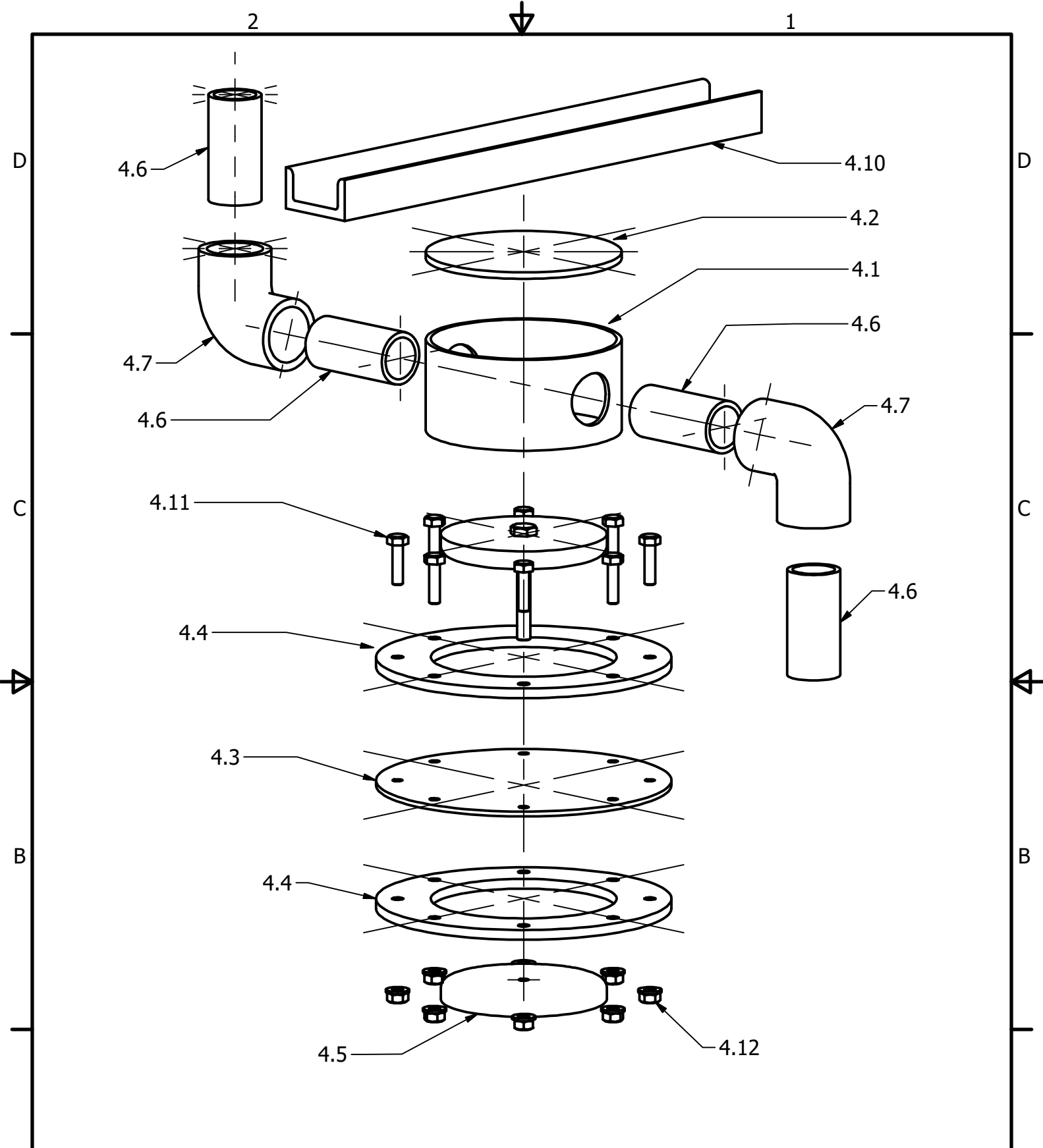
A



Project Wind Mill Pump		Created by D. Mosquera		Approved by D. Jaeger	
Part Name Pump		Part Code 4		Document Type Assembly	
Redesigned by  OPEN SOURCE ECOLOGY GERMANY		Supported by  E.ON STIFTUNG		License CC BY-SA 4.0	
				File Name oseg_wmp_pump.iam	
				Version 1.0	
				Quantity 1	
				Scale 1 / 4	
				Sheet 37	
				Date 28.02.21	

2



1



Proyect Wind Mill Pump		Created by D. Mosquera		Approved by D. Jaeger	
Part Name Pump		Part Code 4		Document Type Assembly	
Redesigned by  OPEN SOURCE ECOLOGY GERMANY		Supported by  E.ON STIFTUNG		License CC BY-SA 4.0	
				File Name oseg_wmp_pump.iam	
				Version 1.0	
				Quantity 1	
				Scale 1 / 3	
				Sheet 38	
				Date 28.02.21	

2



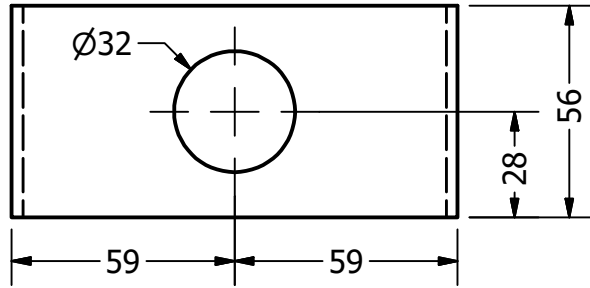
1

2

1

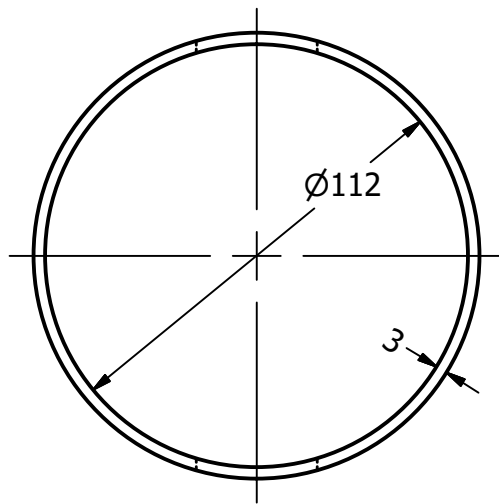
D

D



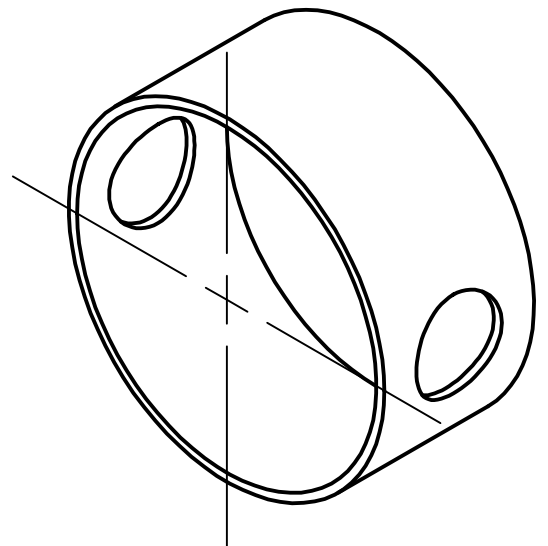
C

C





B

B



A

A

Proyect Wind Mill Pump		Created by D. Mosquera		Approved by D. Jaeger	
Part Name Pumpbody oring		Part Code 4.1		Document Type part	
Redesigned by  OPEN SOURCE ECOLOGY GERMANY		Supported by  E.ON STIFTUNG		Material Steel C45	
License CC BY-SA 4.0		File Name oseg_wmp_pumpbody.ipt		Version 1.0	
		Scale 1 / 2		Quantity 39	
				Date 28.02.21	

2

1

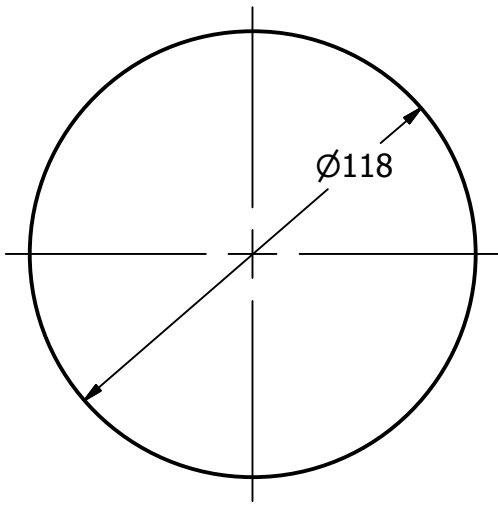


2

1

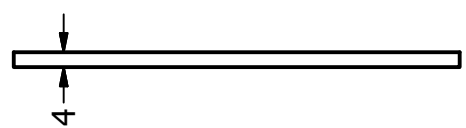
D

D



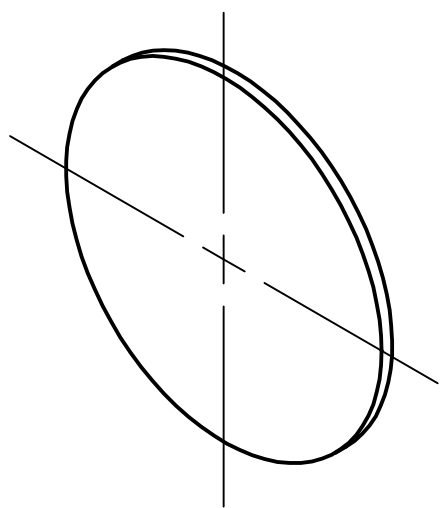
C

C





B

B



A

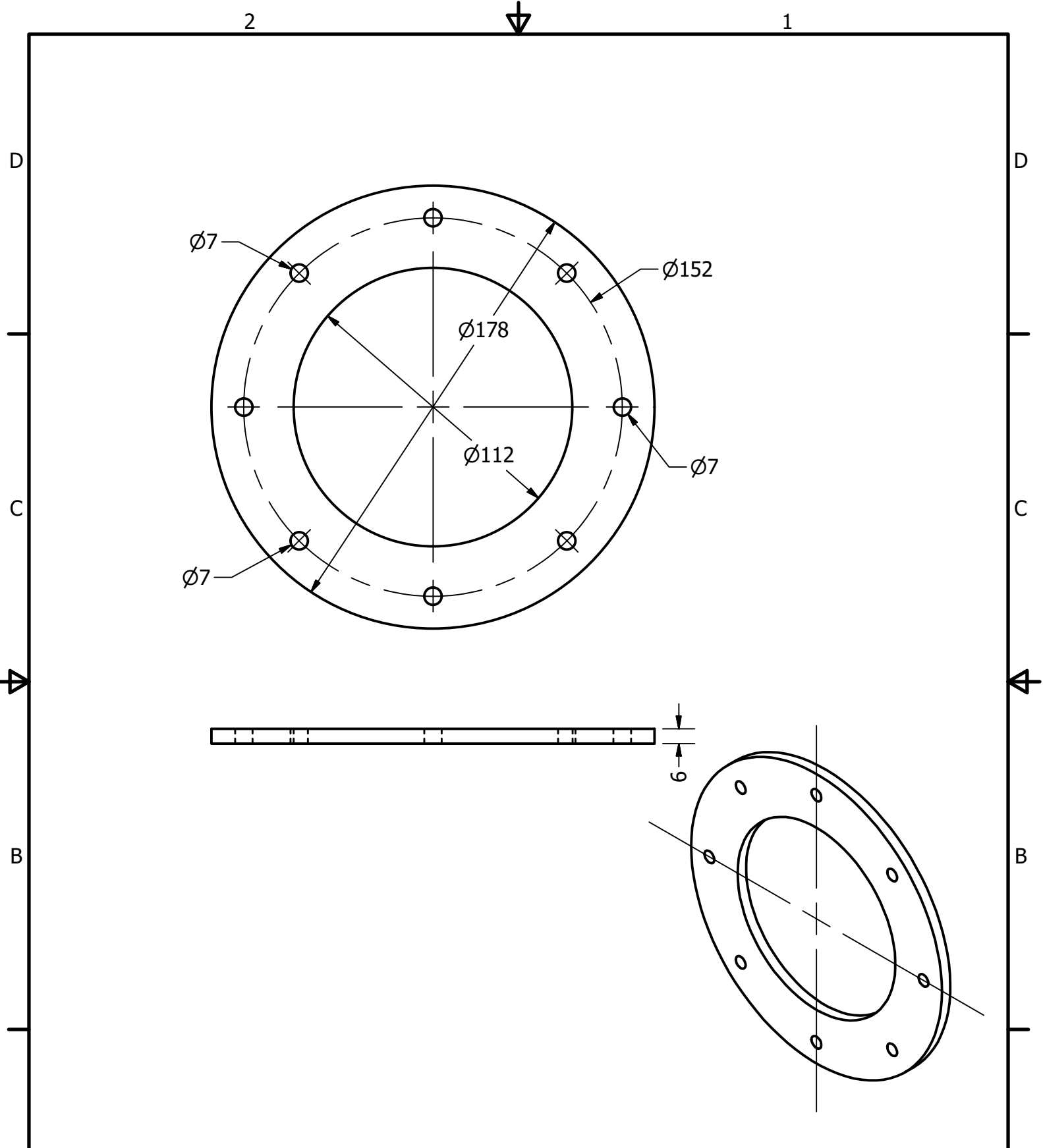
A



Proyect Wind Mill Pump		Created by D. Mosquera		Approved by D. Jaeger	
Part Name Pumpbody disk		Part Code 4.2		Document Type part	
Redesigned by  OPEN SOURCE ECOLOGY GERMANY		Supported by  E.ON STIFTUNG		Material Steel C45	
License CC BY-SA 4.0		File Name oseg_wmp_pumpbody-disk.ipt		Version 1.0	
		Scale 1 / 2		Quantity Sheet 40	
				Date 28.02.21	

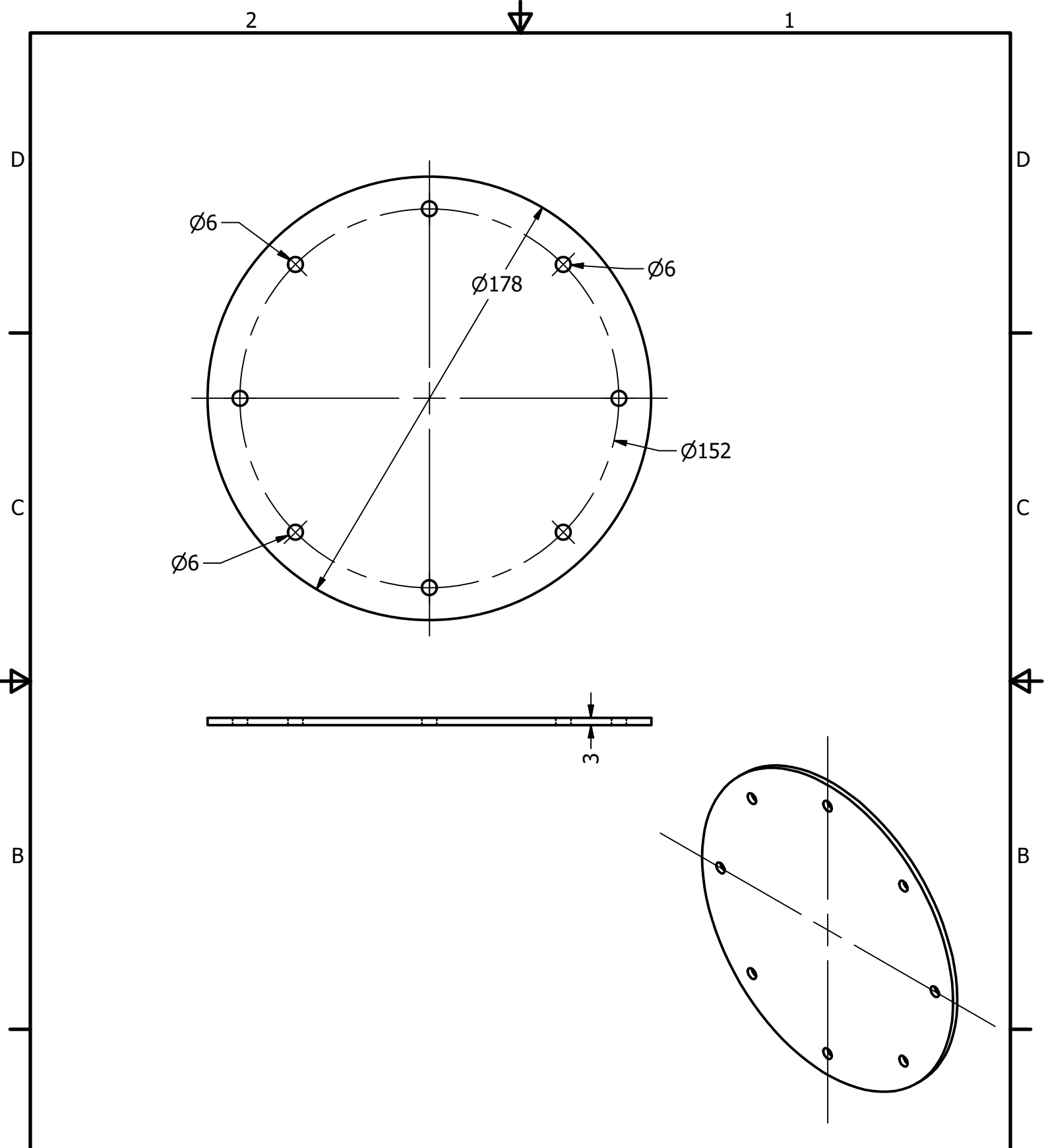
2



1

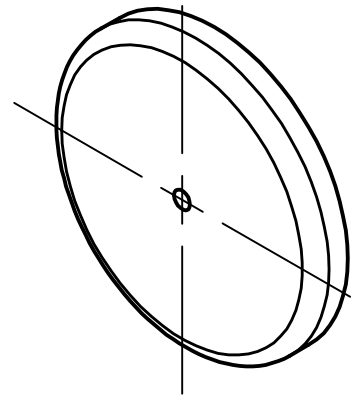
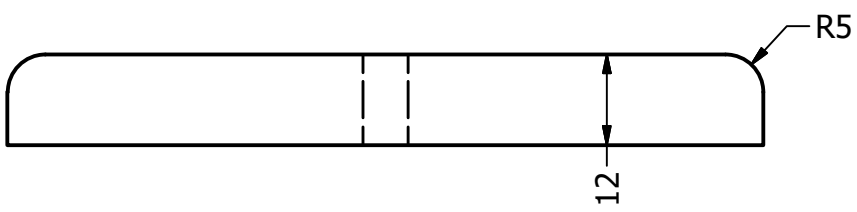
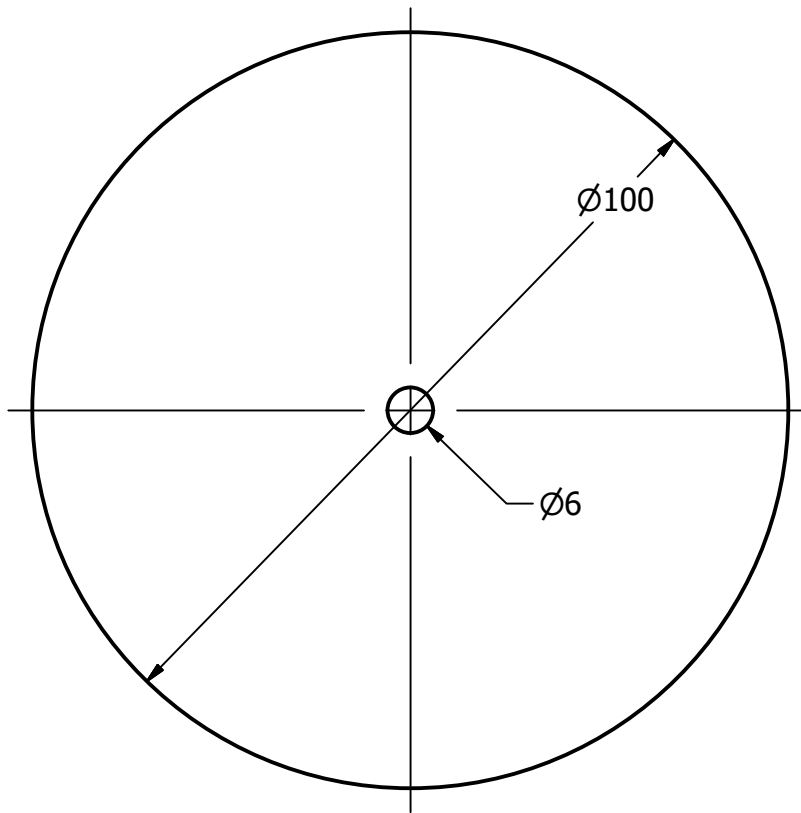






Proyect Wind Mill Pump		Created by D. Mosquera		Approved by D. Jaeger	
Part Name Flange ring		Part Code 4.4		Document Type part	
Material Steel C45		Version 1.0		Quantity 	
Redesigned by  OPEN SOURCE ECOLOGY GERMANY	Supported by  E.ON STIFTUNG	License CC BY-SA 4.0		File Name oseg_wmp_flanche-ring.ipt	
				Scale 1 / 2	Sheet 42
				Date 28.02.21	



Proyect Wind Mill Pump		Created by D. Mosquera		Approved by D. Jaeger	
Part Name Rubber diafphragm		Part Code 4.4		Document Type part	
Material Rubber		Version 1.0		Quantity	
Redesigned by  OPEN SOURCE ECOLOGY GERMANY	Supported by  E.ON STIFTUNG	License CC BY-SA 4.0		File Name oseg_wmp_rubber-diafphragm.ipt	
				Scale 1 / 2	Sheet 41
				Date 28.02.21	



Proyect Wind Mill Pump		Created by D. Mosquera		Approved by D. Jaeger	
Part Name Spacer		Part Code 4.5		Document Type part	
Material wood		Version 1.0		Quantity 43	
Redesigned by  OPEN SOURCE ECOLOGY GERMANY		Supported by  E.ON STIFTUNG		License CC BY-SA 4.0	
				File Name oseg_wmp_spacer.ipt	
				Scale 1 : 1	
				Date 28.02.21	

2

1

D

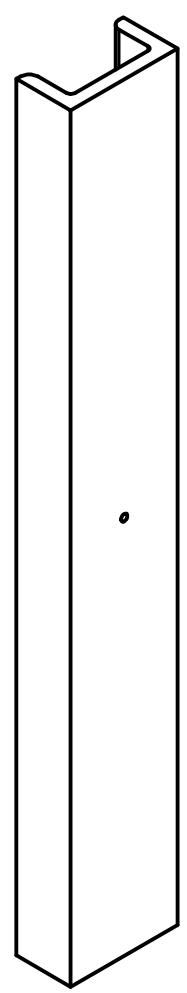
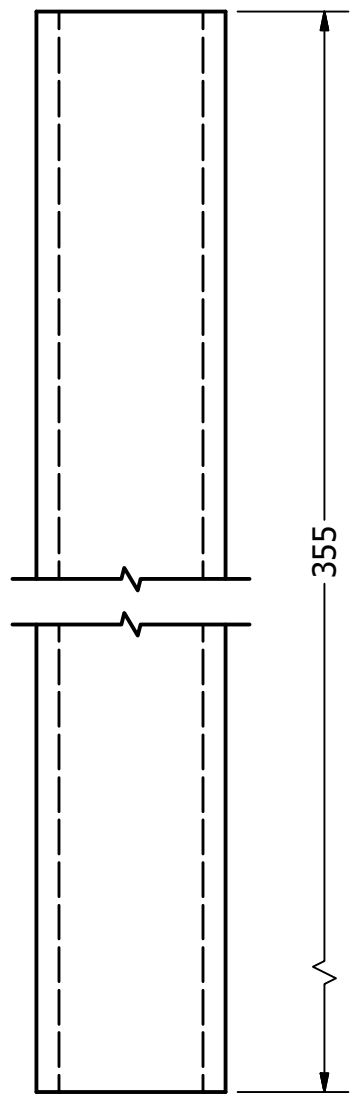
D

C

C



B

B



A

A

Proyect Wind Mill Pump		Created by D. Mosquera		Approved by D. Jaeger	
Part Name Mounting bar - U25x50		Part Code 4.10	Document Type part		Material ASTM A36
Redesigned by  OPEN SOURCE ECOLOGY GERMANY	Supportted by  E.ON STIFTUNG	License CC BY-SA 4.0	File Name oseg_wmp_mounting-bar.ipt		Version 1.0
			Scale 1 / 2	Sheet 44	Quantity Date 28.02.21

2

1

