





**PART LIST**

POS	POS.OLD	QTY	PART NAME	FILE NAME	PART TYPE	SPECS	SHT
A1			zigzag solar water heater	oseg_zswh_A1_zigzag-solar-water-heater.iam			1-2
A2			zigzag solar water heater				3
B			Part list	oseg_zswh_B_parts-list.			4-7
C1			Technical notes			General notes	8
C2			Technical notes			Hydraulic scheme	9
1.0	2.1	3	The Absorber	oseg_zswh_Absorber.iam			10-12
1.1	2.1.1	3	1/2" galvanised pipe	oseg_zswh_zig-zag-1/2"-galvanised-pipe.ipt	Production	galv. iron	13
1.2	2.1.4	3	galvanised sheet	oseg_zswh_galvanised-sheet.ipt	Production	One 1.22*2.44 sheet	14
1.3		16	saddles	oseg_zswh_saddles.ipt	Production	0.5 mm, galv. sheet	15
1.4		64	rivets 9,4 x 18	9,4 x 18 x 0,3 - SV 34.ipt	Standard	rivets 9,4 x 18 expand	
2.0	2.2	3	collector-box	oseg_zswh_collector-box.iam			16-17
2.1		6	sides planks	oseg_zswh_sides-planks.ipt	Production	pine wood or similar	18
2.2		6	front planks	oseg_zswh_front-planks.ipt	Production	pine wood or similar	19
2.3		6	supporting laths	oseg_zswh_supporting-laths.ipt	Production	pine wood or similar	20
2.4		3	bottom plank	oseg_zswh_bottom-plank.ipt	Production	pine wood or similar	21
2.5		3	insulating material	oseg_zswh_insulating-material.ipt	Production	See Tech notes	22
2.6		3	cover glass	oseg_zswh_cover-glass.ipt	Production	4 mm glass	23
2.7		8	rubber strip	oseg_zswh_rubber-strip.ipt	Production	rubber, use silicone to seal and fix	24

PROJECT		CREATED BY	APROVED BY		
ZIGZAG SOLAR WATER HEATER		D. MOSQUERA	D. JAEGER		
PART NAME		PART CODE	DOCUMENT TYPE	MATERIAL	
		B1	PART LIST		
DEVELOPED BY	REDESIGNED BY	LICENCE	FILE NAME	VERSION	QUANTITY
		CC-BY-SA		1.1	
WOT-UNIVERSITY OF TWENTE			SCALE	SHEET	DATE
				4 /54	4/3/2021



**PART LIST**

POS	POS.OLD	QTY	PART NAME	FILE NAME	PART TYPE	SPECS	SHT
2.8		3	angle section	oseg_zswh_angle-section.ipt	Production	Angle section aluminum 25x25x3; L: 1180	25
3.0	3	1	insulated storage tank	oseg_zswh_insulated-storage-tank.iam			26
3.1		1	storage tank	oseg_zswh_storage-tank.ipt	Standard	200-litre drum 867 height * 584 diam	28
3.2		4	galvanised pipe 1/2"	oseg_zswh_galvanised pipe 1/2"x150.ipt	Production	galv. iron	29
3.3		2	galvanised pipe 3/4"	oseg_zswh_galvanised pipe 3/4"x300.ipt	Production	galv. iron	30
3.4		1	insulating material	oseg_zswh_insulating-material.ipt	Production	see notes	31
4.0	4		the buffer tank	oseg_zswh_the-buffer-tank.iam			32
4.1		1	buffet tank	oseg_zswh_buffer-tank.ipt	Standard	half 200-litre drum 433 height * 584 diam	33
4.2		3	galvanised pipe 1/2"	oseg_zswh_galvanised-pipe-1/2"x1 50.ipt	Production	galv. iron	34
4.3		1	floating gauge	oseg_zswh_floating-gauge.ipt	Standard	Tank float valve, 15 gpm, 60 psi, 1/2" NPT	
5.0		1	foundation storage tank	oseg_zswh_foundation-structure.iam			35-36
5.1		4	steel-pipe 50x50x500	oseg_zswh_steel-pipe 50x50x500.ipt	Production	steel A36	37

PROJECT		CREATED BY	APROVED BY		
ZIGZAG SOLAR WATER HEATER		D. MOSQUERA	D. JAEGER		
PART NAME		PART CODE	DOCUMENT TYPE	MATERIAL	
		B2	PART LIST		
DEVELOPED BY	REDESIGNED BY	LICENCE	FILE NAME	VERSION	QUANTITY
		CC-BY-SA		1.1	
WOT-UNIVERSITY OF TWENTE			SCALE	SHEET	DATE
				5 /54	4/3/2021



PART LIST

POS	POS.OLD	QTY	PART NAME	FILE NAME	PART TYPE	SPECS	SHT
5.2		2	steel-pipe 50x50x600	oseg_zsw_h_steel-pipe 50x50x600.ipt	Production	steel A36	38
5.3		2	steel-pipe 50x50x800	oseg_zsw_h_steel-pipe 50x50x800.ipt	Production	steel A36	39
5.4		2	steel-pipe 50x50x1050	oseg_zsw_h_steel-pipe 50x50x1050.ipt	Production	steel A36	40
5.5		4	steel-pipe 50x50x1800	oseg_zsw_h_steel-pipe 50x50x1800.ipt	Production	steel A36	41
5.6		6	rectangular flancher	oseg_zsw_h_rectangular-flancher.ipt	Production	steel C45	42
5.7		2	steel-pipe 50x50x1067	DIN (50 x 50 x 2.5) 00000020.ipt	Production	steel A36	43
5.8		2	steel-pipe 50x50x784	DIN (50 x 50 x 2.5) 00000028.ipt	Production	steel A36	44
5.9		2	steel-pipe 50x50x400	DIN (50 x 50 x 2.5) 00000022.ipt	Production	steel A36	45
5.10		2	steel-pipe 50x50x810	DIN (50 x 50 x 2.5) 00000025.ipt	Production	steel A36	46
5.11		2	steel-pipe 50x50x1081	DIN (50 x 50 x 2.5) 00000019.ipt	Production	steel A36	47
5.12		2	steel-pipe 50x50x1290	DIN (50 x 50 x 2.5) 00000016.ipt	Production	steel A36	48
5.13		2	steel-pipe 50x50x500	DIN (50 x 50 x 2.5) 00000023.ipt	Production	steel A36	49
6.0		1	base collector	oseg_zsw_h_base-collector.iam		inclination depends on the region	50
6.1		2	steel-pipe 50x50x330	oseg_zsw_h_steel-pipe 50x50x330.ipt	Production	steel A36	51
6.2		2	steel-pipe 50x50x600	oseg_zsw_h_steel-pipe 50x50x600.ipt	Production	steel A36	52
6.3		2	steel-pipe 50x50x800	oseg_zsw_h_steel-pipe 50x50x800.ipt	Production	steel A36	53
6.4		2	steel-pipe 50x50x2300	oseg_zsw_h_steel-pipe 50x50x2300.ipt	Production	steel A36	54

PROJECT		CREATED BY	APROVED BY		
ZIGZAG SOLAR WATER HEATER		D. MOSQUERA	D. JAEGER		
PART NAME		PART CODE	DOCUMENT TYPE	MATERIAL	
		B3	PART LIST		
DEVELOPED BY	REDESIGNED BY	LICENCE	FILE NAME	VERSION	QUANTITY
		CC-BY-SA		1.1	
WOT-UNIVERSITY OF TWENTE			SCALE	SHEET	DATE
				6 /54	4/3/2021

PART LIST

POS	POS.OLD	QTY	PART NAME	FILE NAME	PART TYPE	SPECS	SHT
7.0			pipe fitting and accesories				
7.1		6	galvanised pipe 1/2" x 450	oseg_zswg_galvanised-pipe-1/2"x450.ipt	Standard	galv. iron	
7.2		3	galvanised pipe 1/2" x 600	oseg_zswg_galvanised-pipe-1/2"x600.ipt	Standard	galv. iron	
7.3		2	galvanised pipe 1/2" x 830	oseg_zswg_galvanised-pipe-1/2"x830.ipt	Standard	galv. iron	
7.4		10	galvanised elbow 1/2"-90°	oseg_zswg_galvanised-elbow-1/2"-90.ipt	Standard	galv. iron	
7.5		4	galvanised tee 1/2"-90°	oseg_zswg_galvanised-tee-1/2"-90.ipt	Standard	galv. iron	

PROJECT		CREATED BY	APROVED BY		
ZIGZAG SOLAR WATER HEATER		D. MOSQUERA	D. JAEGER		
PART NAME		PART CODE	DOCUMENT TYPE	MATERIAL	
		B4	PART LIST		
DEVELOPED BY	REDESIGNED BY	LICENCE	FILE NAME	VERSION	QUANTITY
		CC-BY-SA		1.1	
WOT-UNIVERSITY OF TWENTE			SCALE	SHEET	DATE
				7 /54	4/3/2021